

**STEAL THIS BOOK**  
**By Abbie Hoffman**

**Dedicated to Jerry Lefcourt, Lawyer and Brother**

Library of Congress number 72-157115 (stolen from Library of Congress)  
copyright ©1971 PIRATE EDITIONS

---

# TABLE OF DISCONTENTS

- INTRODUCTION
- AIDING AND ABETTING
- SURVIVE!

## 1. FREE FOOD

- Restaurants
- Food Programs
- Supermarkets
- Wholesale Markets
- Food Conspiracies
- Cheap Chow

## 2. FREE CLOTHING AND FURNITURE

- Free Clothing
- Sandals
- Free Furniture

## 3. FREE TRANSPORTATION

- Hitch-Hiking
- Freighting
- Cars
- Buses
- Airlines
- In City Travel

## 4. FREE LAND

## 5. FREE HOUSING

- Communes
- Urban Living
- Rural Living
- List of Communes

## 6. FREE EDUCATION

- List of Free Universities

## 7. FREE MEDICAL CARE

- Birth Control Clinics
- Abortions
- Diseases Treated Free

## 8. FREE COMMUNICATION

- Press Conference
- Wall Painting
- Use of the Flag
- Radio
- Free Telephones
- Pay Phones

## 9. FREE PLAY

- Movies and Concerts
- Records and Books

## 10. FREE MONEY

- Welfare
- Unemployment
- Panhandling
- Rip-Offs
- The International Yippie Currency Exchange

## 11. FREE DOPE

- Buying, Selling and Giving It Away
- Growing Your Own

## 12. ASSORTED FREEBIES

- Laundry
- Pets
- Posters
- Security
- Postage
- Maps
- Ministry
- Atrocities
- Veteran's Benefits
- Watch
- Vacations

- Drinks
- Burials
- Astrodome Pictures
- Diploma
- Toilets
- FIGHT!

#### 1. TELL IT ALL, BROTHERS AND SISTERS

- Starting a Printing Workshop
- Underground Newspapers
- High School Papers
- G.I. Papers
- News Services
- The Underground Press
- Switchboards

#### 2. GUERRILLA BROADCASTING

- Guerrilla Radio
- Guerrilla Television

#### 3. DEMONSTRATIONS

- Dress
- Helmets
- Gas Masks
- Walkie-Talkies
- Other Equipment

#### 4. TRASHING

- Weapons for Street Fighting
- Knife Fighting
- Unarmed Defense
- General Strategy Rep

#### 5. PEOPLE'S CHEMISTRY

- Stink Bomb
- Smoke Bomb
- CBW
- Molotov Cocktail
- Sterno Bomb
- Aerosol Bomb
- Pipe Bombs

- General Bomb Strategy

## 6. FIRST AID FOR STREET FIGHTERS

- What to Do
- Medical Committees

## 7. HIP-POCKET LAW

- Legal Advice
- Lawyer's Group
- Join the Army of Your Choice
- Canada, Sweden & Political Asylum

## 8. STEAL NOW, PAY NEVER

- Shoplifting
- Techniques
- On the Job
- Credit Cards

## 9. MONKEY WELFARE

## 10. PIECE NOW

- Handguns
- Rifles
- Shotguns
- Other Weapons
- Training
- Gun Laws

## 11. THE UNDERGROUND

- Identification Papers
- Communication

- LIBERATE!

1. FUCK NEW YORK
2. FUCK CHICAGO
3. FUCK LOS ANGELES
4. FUCK SAN FRANCISCO

---

# INTRODUCTION

It's perhaps fitting that I write this introduction in jail- that graduate school of survival. Here you learn how to use toothpaste as glue, fashion a shiv out of a spoon and build intricate communication networks. Here too, you learn the only rehabilitation possible-hatred of oppression.

Steal This Book is, in a way, a manual of survival in the prison that is Amerika. It preaches jailbreak. It shows you where exactly how to place the dynamite that will destroy the walls. The first section-SURVIVE!-lays out a potential action program for our new Nation. The chapter headings spell out the demands for a free society. A community where the technology produces goods and services for whoever needs them, come who may. It calls on the Robin Hoods of Santa Barbara Forest to steal from the robber barons who own the castles of capitalism. It implies that the reader already is "ideologically set," in that he understands corporate feudalism as the only robbery worthy of being called "crime," for it is committed against the people as a whole. Whether the ways it describes to rip-off shit are legal or illegal is irrelevant. The dictionary of law is written by the bosses of order. Our moral dictionary says no heisting from each other. To steal from a brother or sister is evil. To not steal from the institutions that are the pillars of the Pig Empire is equally immoral.

Community within our Nation, chaos in theirs; that is the message of SURVIVE!

We cannot survive without learning to fight and that is the lesson in the second section. FIGHT! separates revolutionaries from outlaws. The purpose of part two is not to fuck the system, but destroy it. The weapons are carefully chosen. They are "home-made," in that they are designed for use in our unique electronic jungle. Here the uptown reviewer will find ample proof of our "violent" nature. But again, the dictionary of law fails us. Murder in a uniform is heroic, in a costume it is a crime. False advertisements win awards, forgers end up in jail. Inflated prices guarantee large profits while shoplifters are punished. Politicians conspire to create police riots and the victims are convicted in the courts. Students are gunned down and then indicted by suburban grand juries as the trouble-makers. A modern, highly mechanized army travels 9,000 miles to commit genocide against a small nation of great vision and then accuses its people of aggression. Slumlords allow rats to maim children and then complain of violence in the streets. Everything is topsy-turvy. If we internalize the language and imagery of the pigs, we will forever be fucked. Let me illustrate the point. Amerika was built on the slaughter of a people. That is its history. For years we watched movie after movie that demonstrated the white man's benevolence. Jimmy Stewart, the epitome of fairness, puts his arm around Cochise and tells how the Indians and the whites can live in peace if only both sides will be reasonable, responsible and rational (the three R's imperialists always teach the "natives"). "You will find good grazing land on the other side of the mountain," drawls the public relations man. "Take your people and go in peace." Cochise as well as millions of youngsters in the balcony of learning, were being dealt off the bottom of the deck. The Indians should have offed Jimmy Stewart in every picture and we should have cheered

ourselves hoarse. Until we understand the nature of institutional violence and how it manipulates values and mores to maintain the power of the few, we will forever be imprisoned in the caves of ignorance. When we conclude that bank robbers rather than bankers should be the trustees of the universities, then we begin to think clearly. When we see the Army Mathematics Research and Development Center and the Bank of Amerika as cesspools of violence, filling the minds of our young with hatred, turning one against another, then we begin to think revolutionary.

Be clever using section two; clever as a snake. Dig the spirit of the struggle. Don't get hung up on a sacrifice trip. Revolution is not about suicide, it is about life. With your fingers probe the holiness of your body and see that it was meant to live. Your body is just one in a mass of cuddly humanity. Become an internationalist and learn to respect all life. Make war on machines, and in particular the sterile machines of corporate death and the robots that guard them. The duty of a revolutionary is to make love and that means staying alive and free. That doesn't allow for cop-outs. Smoking dope and hanging up Che's picture is no more a commitment than drinking milk and collecting postage stamps. A revolution in consciousness is an empty high without a revolution in the distribution of power. We are not interested in the greening of Amerika except for the grass that will cover its grave.

Section three - LIBERATE! - concerns itself with efforts to free stuff (or at least make it cheap) in four cities. Sort of a quick U.S. on no dollars a day. It begins to scratch the potential for a national effort in this area. Since we are a nation of gypsies, dope on how to move around and dig in anywhere is always needed. Together we can expand this section. It is far from complete, as is the entire project. Incomplete chapters on how to identify police agents, steal a car, run day-care centers, conduct your own trial, organize a G.I. coffee house, start a rock and roll band and make neat clothes, are scattered all over the floor of the cell. The book as it now stands was completed in the late summer of 1970. For three months manuscripts made the rounds of every major publisher. In all, over 30 rejections occurred before the decision to publish the book ourselves was made, or rather made for us. Perhaps no other book in modern times presented such a dilemma. Everyone agreed the book would be a commercial success. But even greed had its limits, and the IRS and FBI following the manuscript with their little jive rap had a telling effect. Thirty "yeses" become thirty "noes" after "thinking it over." Liberals, who supposedly led the fight against censorship, talked of how the book "will end free speech."

Finally the day we were bringing the proofs to the printer, Grove consented to act as distributor. To pull a total solo trip, including distribution, would have been neat, but such an effort would be doomed from the start. We had tried it before and blew it. In fact, if anyone is interested in 4,000 1969 Yippie calendars, they've got a deal. Even with a distributor joining the fight, the battle will only begin when the books come off the press. There is a saying that "Freedom of the

press belongs to those who own one." In past eras, this was probably the case, but now, high speed methods of typesetting, offset printing and a host of other developments have made substantial reductions in printing costs. Literally anyone is free to print their own works. In even the most repressive society imaginable, you can get away with some form of private publishing. Because Amerika allows this, does not make it the democracy Jefferson envisioned. Repressive tolerance is a real phenomenon. To talk of true freedom of the press, we must talk of the availability of the channels of communication that are designed to reach the entire population, or at least that segment of the population that might participate in such a dialogue. Freedom of the press belongs to those that own the distribution system. Perhaps that has always been the case, but in a mass society where nearly everyone is instantaneously plugged into a variety of national communications systems, wide-spread dissemination of the information is the crux of the matter. To make the claim that the right to print your own book means freedom of the press is to completely misunderstand the nature of a mass society. It is like making the claim that anyone with a pushcart can challenge Safeway supermarkets, or that any child can grow up to be president.

State legislators, librarians, PTA members, FBI agents, church-goers, and parents: a veritable legion of decency and order already is on the march. To get the book to you might be the biggest challenge we face. The next few months should prove really exciting.

Obviously such a project as Steal This Book could not have been carried out alone. Izak Haber shared the vision from the beginning. He did months of valuable research and contributed many of the survival techniques. Carole Ramer and Gus Reichbach of the New York Law Commune guided the book through its many stages. Anna Kaufman Moon did almost all the photographs. The cartoonists who have made contributions include Ski Williamson and Gilbert Sheldon. Tom Forcade, of the UPS, patiently did the editing. Bert Cohen of Concert Hall did the book's graphic design. Amber and John Wilcox set the type. Anita Hoffman and Lynn Borman helped me rewrite a number of sections. There are others who participated in the testing of many of the techniques demonstrated in the following pages and for obvious reasons have to remain anonymous. There were perhaps over 50 brothers and sisters who played particularly vital roles in the grand conspiracy. Some of the many others are listed on the following page. We hope to keep the information up to date. If you have comments, law suits, suggestions or death threats, please send them to: Dear Abbie P.O. Box 213, Cooper Station, New York, NY 10003. Many of the tips might not work in your area, some might be obsolete by the time you get to try them out, and many addresses and phone numbers might be changed. If the reader becomes a participating researcher then we will have achieved our purpose.

Watch for a special edition called Steal This White House, complete with blueprints of underground passages, methods of jamming the communications



network and a detailed map of the celebrated room where according to Tricia Nixon, "Daddy loves to listen to Mantovanni records, turn up the air conditioner full blast, sit by the fireplace, gaze out the window to the Washington Monument and meditate on those difficult problems that face all the peoples of this world."

December, 1970  
Cook County Jail  
Chicago

"FREE SPEECH IS THE RIGHT TO SHOUT  
'THEATER' IN A CROWDED FIRE."

- A YIPPIE PROVERB

## **AIDING AND ABETTING**

Tim Leary, Tom, Geronimo, Pearl Paperhanger, Sonny, Pat Solomon, Allan Katzman, Jacob Kohn, Nguyen Van Troi, Susan, Marty, Andy, Ami, Marshall Bloom, Viva, Ben, Oanh, Robin Palmer, Mom and Dad, Janie Fonda, Jerry, Denis, LNS, Bernadine Dohrn, a wall in Harvard Square, Nancy, an anonymous stewardess, Shirley Wonderful, Roz, Gumbo, Janis, Jimi, Dylan Liberation Front, Jeannie, God Slick, John, David, Rusty, Barney, Richard, Denny, Ron Cobb, the entire Viet Cong, Sam Shephard, Ma Bell, Eric, David, Joe, Kim Agnew, the Partridge Family, Carol, Alan Ginsburg, Woman's Lib, Julius Lester, Lenny Bruce, Hack, Billy, Paul, Willy, Colleen, Sid, Johnny Appleseed, the Rat, Craig, Che, Willie Sutton, Wanda, EVO, Jeff, Crazy Horse, Huey, Casey, Bobby, Alice, Mao, Rip, Ed, Bob, Gay Liberation Front, WPAX, Frank Dudock, Manny, Mungo, Lottie, Rosemary, Marshall, Rennie, Judy, Jennifer, Mr. Martin, Keith, Madame Binh, Mike, Eleanor, Dr. Spock, Afeni, Candice, the Tupamaros, Berkeley Tribe, Gilbert Sheldon, Stanley Kubrick, Sam, Anna, Skip Williamson, UPS, Andy Stapp, the Yippies, Richard Brautigan, Jano, Carlos Marighella, the Weathermen, Julius Jennings Hoffman, Quentin, the inmates of TIER A-I Cook County Jail, Houdini, 37, Rosa Luxemburg, the Kent 25, the Chicago 15, the New York 21, the Motor City 3, the Indianapolis 500, Jack, Joan, Malcolm X, Mayakovsky, Dotson, R. Crumb, Daniel Clyne, Justin, The FBI Top 10 (now 16), Unis, Dana, Jim Morrison, Brian, John, Gus, Ruth, Nancy Unger, Pun, Jomo, Peter, Mark Rudd, Billy Kunstler, Genie, Ken, the Law Commune, Paula, Robby, Terry, Dianna, Angela, Ted, Phil, Jefferson Airplane, Len, Tricky Prickers, the Berrigans, Stu, Rayanne, J.B., Jonathan Jackson, the Armstrong Brothers, Homer, Sharon, Fred Hampton, Jean Jacques Lebel, A. H. Maslow, Hanoi Rose, Sylvia, Fellini, Amaru, Ann Fettamen, Artaud, Bert, Merrill, Lynne, and last but not least to Spiro what's his name who provided the incentive.

**SURVIVE!**



**FREE FOOD**

**RESTAURANTS**

In a country such as Amerika, there is bound to be a hell-of-a-lot food lying around just waiting to be ripped off. If you want to live high off the hog without

having to do the dishes, restaurants are easy pickings. In general, many of these targets are easier marks if you are wearing the correct uniform. You should always have one suit or fashionable dress outfit hanging in the closet for the proper heists. Specialized uniforms, such as nun and priest garb, can be most helpful. Check out your local uniform store for a wide range of clothes that will get you in, and especially out, of all kinds of stores. Every movement organization should have a prop and costume department.

In every major city there are usually bars that cater to the New Generation type riff-raff, trying to hustle their way up the escalator of Big Business. Many of these bars have a buffet or hors-d'oeuvres served free as a come-on to drink more mindless booze. Take a half-empty glass from a table and use it as a prop to ward off the anxious waitress. Walk around sampling the free food until you've had enough. Often, there are five or six such bars in close proximity, so moving around can produce a delightful "street smorgasbord." Dinner usually begins at 5:00 PM.

If you are really hungry, you can go into a self-service cafeteria and finish the meal of someone who left a lot on the plate. Self-service restaurants are usually good places to cop things like mustard, ketchup, salt, sugar, toilet paper, silverware and cups for home use. Bring an empty school bag and load up after you've cased the joint. Also, if you can stomach the food, you can use slugs at the automat. Finishing leftovers can be worked in even the fanciest of restaurants. When you are seated at a place where the dishes still remain, chow-down real quick. Then after the waitress hands you the menu, say you have to meet someone outside first, and leave.

There are still some places where you can get all you can eat for a fixed price. The best of these places are in Las Vegas. Sew a plastic bag onto your tee-shirt or belt and wear a loose-fitting jacket or coat to cover any noticeable bulge. Fried chicken is the best and the easiest to pocket, or should we say bag. Another trick is to pour your second free cup of hot coffee into the plastic bag sewed inside your pocket and take it with you.

At large take-out stands you can say you or your brother just picked up an order of fifteen hamburgers or a bucket of chicken, and got shorted. We have never seen or heard of anybody getting turned down using this method. If you want to get into a grand food heist from take-out stands, you can work the following nervy bit: from a pay phone, place an order from a large delivery restaurant. Have the order sent to a nearby apartment house. Wait a few minutes in the booth after you've hung up, as they sometimes call back to confirm the order. When the delivery man goes into the apartment house to deliver the order, you can swipe the remaining orders that are still in his truck.

In fancy sit-down restaurants, you can order a large meal and halfway through the main course, take a little dead cockroach or a piece of glass out of your

pocket and place it deftly on the plate. Jump up astonished and summon the headwaiter. "Never have I been so insulted. I could have been poisoned" you scream slapping down the napkin. You can refuse to pay and leave, or let the waiter talk you into having a brand new meal on the house for this terrible inconvenience.

In restaurants where you pay at the door just before leaving, there are a number of free-loading tricks that can be utilized. After you've eaten a full meal and gotten the check, go into the restroom. When you come out go to the counter or another section of the restaurant and order coffee and pie. Now you have two bills. Simply pay the cheaper one when you leave the place. This can be worked with a friend in the following way. Sit next to each other at the counter. He should order a big meal and you a cup of coffee. Pretend you don't know each other. When he leaves, he takes your check and leaves the one for the large meal on the counter. After he has paid the cashier and left the restaurant, you pick up the large check, and then go into the astonishment routine, complaining that somebody took the wrong check. You end up only paying for your coffee. Later, meet your partner and reverse the roles in another place.

In all these methods, you should leave a good tip for the waiter or waitress, especially with the roach-in-the-plate gambit. You should try to avoid getting the employees in trouble or screwing them out of a tip.

One fantastic method of not only getting free food but getting the best available is the following technique that can be used in metropolitan areas. Look in a large magazine shop for gourmet digests and tourist manuals. Swipe one or two and copy down a good name from the masthead inside the cover. Making up a name can also work. Next invest \$5.00 to print business cards with the name of the magazine and the new "associate editor." Call or simply drop into a fancy restaurant, show a copy of the magazine and present the manager with your card. They will insist that the meal be on the house.

Great places to get fantastic meals are weddings, bar-mitzvahs, testimonials and the like. The newspaper society sections have lists of weddings and locations. If your city has a large Jewish population, subscribe to the newspaper that services the Jewish community. There are extensive lists in these papers of family occasions where tons of good food is served. Show up at the back of the synagogue a few hours after the affair has begun with a story of how you'd like to bring some leftovers of "good Jewish food" back to your fraternity or sorority. If you want to get the food served to you out front, you naturally have to disguise yourself to look straight. Remarks such as, "I'm Marvin's cousin," or learning the bride's name, "Gee, Dorothy looks marvelous" are great. Lines like "Betty doesn't look pregnant" are frowned upon. A man and woman team can work this free-load much better than a single person as they can chatter back and forth while stuffing themselves.

If you're really into a classy free meal, and you are in a city with a large harbor, check out the passenger ship section in the back pages of the newspaper. There you find the schedule of departures for ocean cruises. Most trips (these kind, anyway) begin with a fantastic bon voyage party on board ship. Just walk on a few hours before departure time and start swinging. Champagne, caviar, lobster, shrimp and more, all as free as the open seas. If you get really bombed and miss getting off, you can also wiggle a ride across the ocean. You get sent back as soon as you hit the other side, but it's a free ocean cruise. You should have a pretty good story ready to go, or you might end up rowing in the galley.

Another possibility for getting a free meal is to go down to the docks and get friendly with a sailor. He can often invite you for dinner on board ship. Foreign sailors are more than glad to meet friends and you can get great foreign dinners this way.

## **FOOD PROGRAMS**

In Amerika, there is a national food stamp program that unfortunately is controlled by the states. Many states, for racist reasons, do not want to make it too available or to publicize the fact that it even exists. It is a much better deal than the food program connected with welfare, because you can use the stamps to buy any kind of food. The only items excluded are tobacco products and alcoholic beverages. In general, you can qualify if you earn less than \$165 per month; the less you earn, the more stamps you can receive. There is minimal hassle involved once you get by the first hurdle. Show up at your local food stamp office, which can be found by calling the Welfare Department in our city. Make an appointment to see a representative for your area. They will tell you to bring all sorts of receipts, but the only thing you need are a few rent stubs for the most recent months. An array of various receipt books is a nice supplement to one's prop room. If the receipts are for a high rent, tell them you rent a room from a group of people and eat separately. They really only want to prove that you have cooking facilities. Once you get the stamps, you can pick them up regularly. Some states even mail them to your pad. You can get up to a hundred dollars worth of free purchases a month per person in the most liberal states.

Large amounts of highly nutritional food can be gotten for as little as three cents per meal from a non-profit organization called Multi-Purpose Food for Millions Foundation, Inc., 1800 Olympic Ave., Santa Monica, California. Write and they will send you details.

## **SUPERMARKETS**

Talking about food in Amerika means talking about supermarkets-mammoth neon lighted streets of food packaged to hoodwink the consumers. Many a Yippie can be found in the aisles, stuffing his pockets with assorted delicacies.

We have been shoplifting from supermarkets on a regular basis without raising the slightest suspicion, ever since they began.

We are not alone, and the fact that so much stealing goes on and the supermarkets still bring in huge profits shows exactly how much overcharging has occurred in the first place. Supermarkets, like other businesses, refer to shoplifting as "inventory shrinkage." It's as if we thieves were helping Big Business reduce weight. So let's view our efforts as methods designed to trim the economy and push forward with a positive attitude.



Women should never go shopping without a large handbag. In those crowded aisles, especially the ones with piles of cases, all sorts of goodies can be transferred from shopping cart to handbag. A drop bag can be sewn inside a trench coat, for more efficient thievery. Don't worry about the mirrors; attendants never look at them. Become a discriminating shopper and don't stuff any of the cheap shit in your pockets.

Small bottles and jars often have the same size cap as the larger expensive sizes. If they have the price stamped on the cap, switch caps, getting the larger size for the cheaper price. You can empty a pound box of margarine and fill it with sticks of butter. Small narrow items can be hidden in the middle of rolls of toilet paper. Larger supermarkets sell records. You can sneak two good LP's into one of those large frozen pizza boxes. In the produce department, there are bags for fruit and vegetables. Slip a few steaks or some lamb chops into the bottom of a large brown bag and pile some potatoes on top. Have a little man in the white coat weigh the bag, staple it and mark the price. With a black crayon you can mark your own prices, or bring your own adhesive price tags.

It's best to work shoplifting in the supermarket with a partner who can act as look-out and shield you from the eyes of nosy employees, shoppers and other crooks trying to pick up some pointers. Work out a prearranged set of signals with your partner. Diversions, like knocking over displays, getting into fist fights with the manager, breaking plate glass windows and such are effective and even if you don't get anything they're fun. Haven't you always wanted to knock over those carefully constructed nine-foot pyramids of garbage?

You can walk into a supermarket, get a few items from the shelves, and walk around eating food in the aisles. Pick up some cherries and eat them. Have a spoon in your pocket and open some yogurt. Open a pickle or olive jar. Get some sliced meat or cheese from the delicatessen counter and eat it up, making sure to ditch the wrapper. The cart full of items, used as a decoy, can just be left in an aisle before you leave the store.

Case the joint before pulling a big rip-off. Know the least crowded hours, learn the best aisles to be busy in, and check out the store's security system. Once you get into shoplifting in supermarkets, you'll really dig it. You'll be surprised to learn that the food tastes better.

Large scale thievery can best be carried out with the help of an employee. Two ways we know of work best. A woman can get a job as a cashier and ring up a small bill as her brothers and sisters bring home tons of stuff.

The method for men involves getting a job loading and unloading trucks in the receiving department. Some accomplices dressed right can just pull in and, with your help, load up on a few cases. Infiltrating an employee into a store is probably the best way to steal. Cashiers, sales clerks, shippers, and the like are

readily available jobs with such high turnover and low pay that little checking on your background goes on. Also, you can learn what you have to do in a few days. The rest of the week, you can work out ways to clean out the store. After a month or so of action you might want to move on to another store before things get heavy. We know one woman working as a cashier who swiped over \$500 worth of food a week. She had to leave after a month because her boss thought she was such an efficient cashier that he insisted on promoting her to a job that didn't have as many fringe benefits for her and her friends.

Large chain stores like Safeway throw away day-old vegetables, the outer leaves of lettuce, celery and the like. This stuff is usually found in crates outside the back of the building. Tell them you're working with animals at the college labs, or that you raise guinea pigs. They might even get into saving them for you, but if they don't just show up before the garbage is collected, (generally early in the morning), and they'll let you cart away what you want.

Dented cans and fruit can often be gotten free, but certainly at a reduced rate. They are still as good as the undamaged ones. So be sure to dent all your cans before you go to the cashier.

Look up catering services and businesses that service factories and office buildings with ready-made sandwiches. Showing up at these places at the right times (catering services on late Sunday night and sandwich dealers at 5:00 PM on weekdays) will produce loads of good food. Legally, they have to dispose of the food that's left over. They would be more than happy to give it to you if you spin a good story.

Butchers can be hustled for meat scraps with meat scraps with a "for my dog" story, and bakeries can be asked for day-old rolls and bread.

## **WHOLESALE MARKETS**

Large cities all have a wholesale fruit and vegetable area where often the workers will give you tons of free food just for the asking. Get a good story together. Get some church stationery and type a letter introducing yourself "to whom it may concern," or better still, wear some clerical garb. Orchards also make good pickings just after the harvest has been completed.

Factories often will give you a case or two of free merchandise for a "charitable" reason. Make some calls around town and then go pick up the stuff at the end of the week. A great idea is to get a good list of a few hundred large corporations around the country by looking up their addresses at the library. Poor's Register of Companies, Directors and Executives has the most complete list. Send them all letters complaining about how the last box of cereal was only half full, or you found a dead fly in the can of peaches. They often will send you an ample supply of items just to keep you from complaining to your friends or worse, taking them



to court. Often you can get stuff sent to you by just telling them how good their product is compared to the trash you see nowadays. You know the type of letter - "Rice Krispies have had a fantastic effect on my sexual prowess," or "Your frozen asparagus has given a whole new meaning to my life." In general though, the nasties get the best results.

Slaughterhouses usually have meat they will give away. They are anxious to give to church children's programs and things like that. In most states, there is a law that if the slab of meat touches the ground, they have to throw it away. Drop around meat houses late in the day and trip a few trucks.

Fishermen always have hundreds of pounds of fish that have to be thrown out. You can have as much as you can cart away, generally just for the asking. Boats come in late in the afternoon and they'll give you some of the catch, or you can go to the markets early in the morning when the fishing is best.

These methods of getting food in large quantities can only be appreciated by those who have tried it. You will be totally baffled by the unbelievable quantities of food that will be laid on you and with the ease of panhandling.

Investing in a freezer will allow you to bi-weekly or even monthly trips to the wholesale markets and you'll get the freshest foods to boot. Nothing can beat getting it wholesale for free. Or is it free for wholesale? In any event, "bon appetit."

## **FOOD CONSPIRACIES**

Forming a food cooperative is one of the best ways to promote solidarity and get every kind of food you need to survive real cheap. It also provides a ready-made bridge for developing alliances with blacks, Puerto Ricans, chicanos and other groups fighting our common oppressor on a community level.

Call a meeting of about 20 communes, collectives or community organizations. Set up the ground rules. There should be a hard-core of really good hustlers that serve as the shopping or hunting party and another group of people who have their heads together enough to keep records and run the central distribution center. Two or three in each group should do it. They can get their food free for the effort. Another method is to rotate the activity among all members of the conspiracy. The method you choose depends upon your politics and whether you favor a division of labor or using the food conspiracy as a training for collective living. Probably a blend of the two is best, but you'll have to hassle that out for yourself. The next thing to agree upon is how the operation and all the shit you get will be paid for. This is dependent on a number of variables, so we'll map out one scheme and you can modify it to suit your particular situation. Each member of every commune could be assessed a fee for joining. You want to get together about \$2,000, so at 200 members, this is ten bucks a piece. After the joining fee,

each person or group has to pay only for the low budget food they order, but some loot is needed to get things rolling. The money goes to getting a store front or garage, a cheap truck, some scales, freezers, bags, shelving, chopping blocks, slicer and whatever else you need. You can get great deals by looking in the classified ads of the local overground newspaper and checking for restaurants or markets going out of business. Remember the idea of a conspiracy is to get tons of stuff at real low prices or free into a store front, and then break it down into smaller units for each group and eventually each member. The freezers allow you to store perishables for a longer time.

The hunting party should be well acquainted with how to rip off shit totally free and where all the best deals are to be found. They should know what food is seasonal and about nutritional diets. There is a lot to learn, such as where to get raw grains in 100 pounds lots and how to cut up a side of beef. A good idea is to get a diet freak to give weekly talks in the store front. There can also be cooking lessons taught, especially to men, so women can get out of the kitchen.

Organizing a community around a basic issue of survival, such as food, makes a lot of nitty gritty sense. After your conspiracy gets off the ground and looks permanent, you should seek to expand it to include more members and an emergency food fund should be set up in case something happens in the community. There should also be a fund whereby the conspiracy can sponsor free community dinners tied into celebrations. Get it together and join the fight for a world-wide food conspiracy. Seize the steak!



*Well, it's 2 for 39 cents and 1 for . . . . .*

## CHEAP CHOW

There are hundreds of good paperback cook books with nutritional cheap recipes available in any bookstore. Cooking is a vastly overrated skill. The following are a few all-purpose dishes that are easy to make, nutritional and cheap as mud pies. You can add or subtract many of the ingredients for variety.

Hog Farm Granola Breakfast (Road Hog Crispies)

½ c millet	2 c raw oats
½ c cracked wheat	1 c rye flakes
½ c buckwheat groats	1 c wheat flakes
½ c wheat germ	1 c dried fruits and/or nuts
½ c sunflower seeds	3 tbs soy oil
¼ c sesame seeds	1 c honey
2 tbs cornmeal	

Boil the millet in a double boiler for 1/2 hour. Mix in a large bowl all the ingredients including the millet. The soy oil and honey should be heated in a saucepan over a low flame until bubbles form. Spread the cereal in a baking pan and cover with the honey syrup. Toast in oven until brown. Stir once or twice so that all the cereal will be toasted. Serve plain or with milk. Refrigerate portion not used in a covered container. Enough for ten to twenty people. Make lots and store for later meals. All these ingredients can be purchased at any health store in a variety of quantities. You can also get natural sugar if you need a sweetener. If bought and made in quantity, this fantastically healthy breakfast food will be cheaper than the brand name cellophane that passes for cereal.

Whole Earth Bread

1 c oats, corn meal, or wheat germ	2 tsp salt
1½ c water (warm)	2 egg yolks
¼ c sugar (raw is best)	4 c flour
1 pkg active dry yeast	_ c corn oil
1 c dry milk	or butter

Stir lightly in a large bowl the oats, cornmeal or wheat germ (depending on the flavor bread you desire), the water and sugar. Sprinkle in the yeast and wait 10

minutes for the yeast to do its thing. Add salt, egg yolks, corn oil and dry milk. Mix with a fork. Blend in the flour. The dough should be dry and a little lumpy. Cover with a towel and leave in a warm place for a half hour. Now mash, punch, blend and kick the dough and return it covered to its warm place. The dough will double in size. When this happens, separate the dough into two even masses and mash each one into a greased bread (loaf) pan. Cover the pans and let sit until the dough rises to the top of the pans. Bake for 40-45 minutes in a 350 degree oven that has not been pre-heated. A shallow tray of water in the bottom of the oven will keep the bread nice and moist. When you remove the pans from the oven, turn out the bread into a rack and let it cool off. Once you get the hang of it, you'll never touch ready-made bread, and it's a gas seeing yeast work.

### Street Salad

Salad can be made by chopping up almost any variety of vegetables, nuts and fruits including the stuff you panhandled at the back of supermarkets; dandelions, shav, and other wild vegetables; and goods you ripped off inside stores or from large farms. A neat fresh dressing consists of one part of oil, two parts wine vinegar, finely chopped garlic cloves, salt and pepper. Mix up the ingredients in a bottle and add to the salad as you serve it. Russian dressing is simply mayonnaise and ketchup mixed.

### Yippie Yogurt

Yogurt is one of the most nutritional foods in the world. The stuff you buy in stores has preservatives added to it reducing its health properties and increasing the cost. Yogurt is a bacteria that spreads throughout a suitable culture at the correct temperature. Begin by going to a Turkish or Syrian restaurant and buying some yogurt to go. Some restaurants boast of yogurt that goes back over a hundred years. Put it in the refrigerator.

Now prepare the culture in which the yogurt will multiply. The consistency you want will determine what you use. A milk culture will produce thin yogurt, while sweet cream will make a thicker batch. It's the butter fat content that determines the consistency and also the number of calories. Half milk and half cream combines the best of both worlds. Heat a quart of half and half on a low flame until just before the boiling point and remove from the stove. This knocks out other bacteria that will compete with the yogurt. Now take a tablespoon of the yogurt you got from the restaurant and place it in the bottom of a bowl (not metal). Now add the warm liquid. Cover the bowl with a lid and wrap tightly with a heavy towel. Place the bowl in a warm spot such as on top of a radiator or in a sunny window. A turned-off oven with a tray of boiling water placed in it will do well. Just let the bowl sit for about 8 hours (overnight). The yogurt simply grows until the whole bowl is yogurt. Yippie! It will keep in the refrigerator for about two weeks before turning sour, but even then, the bacteria will produce a fresh batch of top quality. Remember when eating it to leave a little to start the next batch.

For a neat treat add some honey and cinnamon and mix into the yogurt before serving. Chopped fruit and nuts are also good.

#### Rice and Cong Sauce

1 c brown rice vegetables  
2 c water            2½ tbs soy sauce  
tsp salt

Bring the water to a boil in a pot and add the salt and rice. Cover and reduce flame. Cooking time is about 40 minutes or until rice has absorbed all the water. Meanwhile, in a well-greased frying pan, saute a variety of chopped vegetables you enjoy. When they become soft and brownish, add salt and 2 cups of water. Cover with a lid and lower flame. Simmer for about 40 minutes, peeking to stir every once in a while. Then add 2 1/2 tbs of soy sauce, stir and cook another 10 minutes. The rice should be just cooling off now, so add the sauce to the top of it and serve. Great for those long guerrilla hikes. This literally makes up almost the entire diet of the National Liberation Front fighter.

#### Weatherbeans

1 lb red kidney beans    2 tbs parsley (chopped)  
2 quarts water            ½ lb pork, smoked sausage  
1 onion (chopped)            or ham hock  
1 tbs celery (chopped) 1 lg bay leaf  
1 tsp garlic (minced)    salt to season

Rinse the beans, then place in covered pot and add water and salt. Cook over low flame. While cooking, chop up meat and brown in a frying pan. Add onion, celery, garlic and parsley and continue sauteing over low flame. Add the pieces of meat, vegetables and bay leaf to the beans and cook covered for 1 1/2 to 2 hours. It may be necessary to add more water if the beans get too dry. Fifteen minutes before beans are done, mash about a half cup of the stuff against the side of the pan to thicken the liquid. Pour the beans and liquid over some steaming rice that you've made by following the directions above. This should provide a cheap nutritional meal for about 6 people.

#### Hedonist's Deluxe

2 lobsters            2 qts water

seaweed

¼ lb butter

Steal two lobsters, watching out for the claw thingies. Beg some seaweed from any fish market. Cop the butter using the switcheroo method described in the Supermarket section above. When you get home, boil the water in a large covered pot and drop in the seaweed and then the lobsters. Put the cover back on and cook for about 20 minutes. Melt the butter in a sauce pan and dip the lobster pieces in it as you eat. With a booster box, described later you'll be able to rip off a bottle of vintage Pouilly-Fuisse in a fancy liquor store. Really, rice is nice but...





*At these prices who can afford not to*



## **FREE CLOTHING & FURNITURE**

### **FREE CLOTHING**

If shoplifting food seems easy, it's nothing compared to the snatching of clothing. Shop only the better stores. Try things on in those neat secluded stalls. The less bulky items such as shirts, vests, belts and socks can be tied around your waist or leg with large rubber bands if needed. Just take a number of items in and come out with a few less.

In some cities there are still free stores left over from the flower power days. Churches often have give-away clothing programs. You can impersonate a clergyman and call one of the large clothing manufacturers in your area. They are usually willing to donate a case or two of shirts, trousers or underwear to your church raffle or drive to dress up skid row. Be sure to get your sizes. Tell them "your boy" will pick up the blessed donation and you'll mention his company in the evening prayers.

If you notice people moving from an apartment or house, ask them if they'll be leaving behind clothing. They usually abandon all sorts of items including food, furniture and books. Offer to help them carry out stuff if you can keep what they won't be taking.

Make the rounds of a fancy neighborhood with a truck and some friends. Ring doorbells and tell the person who answers that you are collecting wearable clothing for the "poor homeless victims of the recent tidal wave in Quianto a small village in Saudi Arabia." You get the pitch. Make it food and clothing, and say you're with a group called Heartline for Decency. A phony letter from a church might help here.

The Salvation Army does this, and you can pick up clothes from them at very cheap prices. You can get a pair of snappy casual shoes for 25 cents in many bowling alleys by walking out with them on your feet. If you have to leave your shoes as a deposit, leave the most beat-up pair you can find.

Notice if your friends have lost or gained weight. A big change means a lot of clothes doing nothing but taking up closet space. Show up at dormitories when college is over for the summer or winter season. Go to the train or bus stations and tell them you left your raincoat, gloves or umbrella when you came into town. They'll take you to a room with thousands of unclaimed items. Pick out what you like. While there, notice a neat suitcase or trunk and memorize the markings. Later a friend can claim the item. There will be loads of surprises in any suitcase. We have a close friend who inherited ten kilos of grass this way.

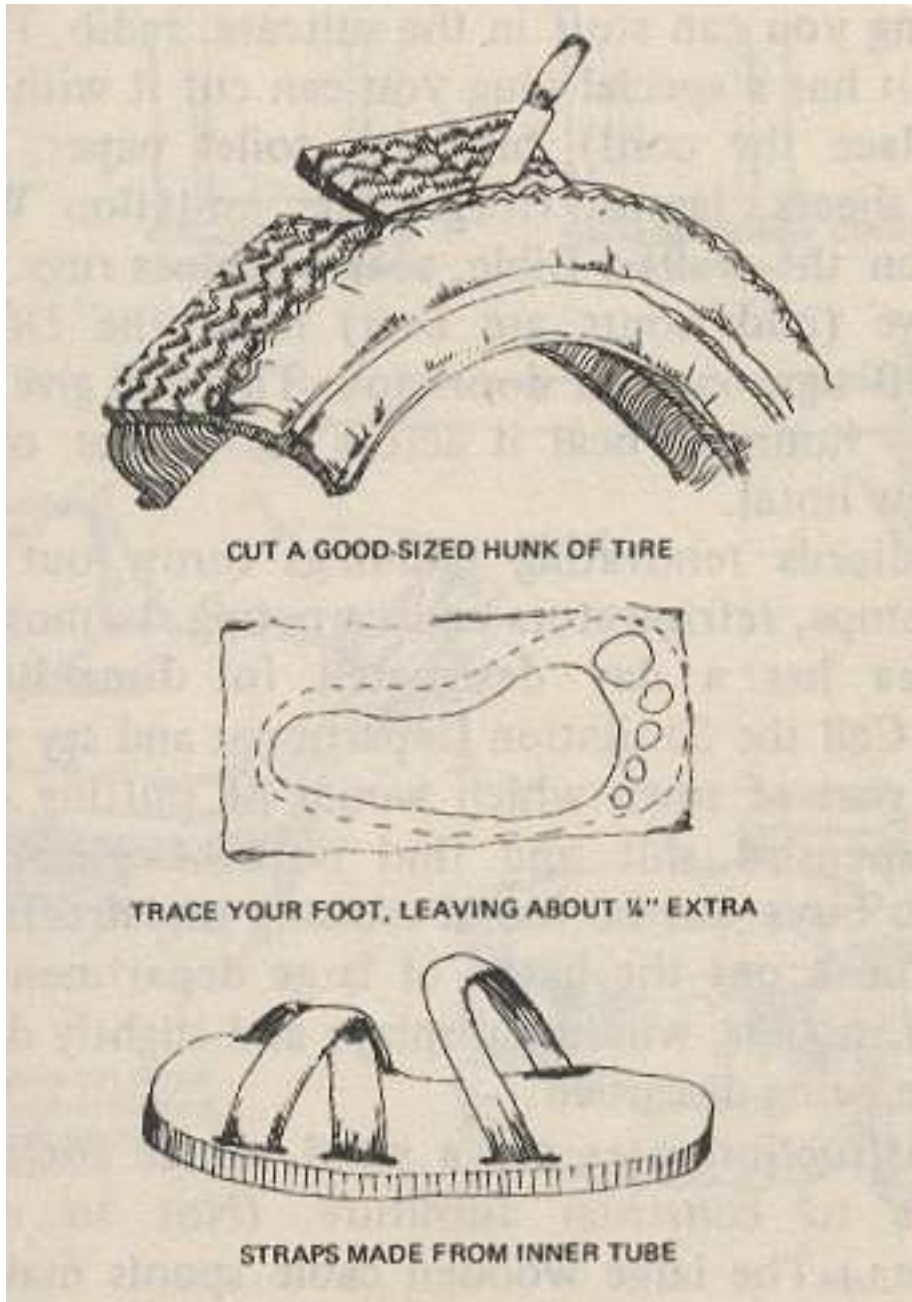
Large laundry and dry cleaning chains usually have thousands of items that have gone unclaimed. Manufacturers also have shirts, dresses and suits for

rockbottom prices because of a crooked seam or other fuck-up. Stores have reduced rates on display models: Mannequins are mostly all size 40 for men and 10 for women. Size 7 1/2 is the standard display size for men's shoes. If you are these sizes, you can get top styles for less than half price.

## **SANDALS**

The Vietnamese and people throughout the Third World make a fantastically durable and comfortable pair of sandals out of rubber tires. They cut out a section of the outer tire (trace around the outside of the foot with a piece of chalk) which when trimmed forms the sole. Next 6 slits are made in the sole so the rubber straps can be criss-crossed and slid through the slits. The straps are made out of inner tubing. No nails are needed. If you have wide feet, use the new wide tread low profiles. For hard going, try radials. For best satisfaction and quality, steal the tires off a pig car or a government limousine.

Let's face it, if you really are into beating the clothing problem, move to a warm climate and run around naked. Skin is absolutely free, and will always be in style. Speaking of style, the midi and the maxi have obvious advantages when it comes to shoplifting and transporting weapons or bombs.



## FREE FURNITURE

Apartment lobbies are good for all kinds of neat furniture. If you want to get fancy about it, rent a truck (not one that says U-HAUL-IT or other rental markings) and make the pick-up with moving-man-type uniforms. When schools are on strike and students hold seminars and debate into the night, Yippies can be found going through the dorm lobbies and storage closets hauling off couches, desks, printing supplies, typewriters, mimeos, etc. to store in secret underground nests.

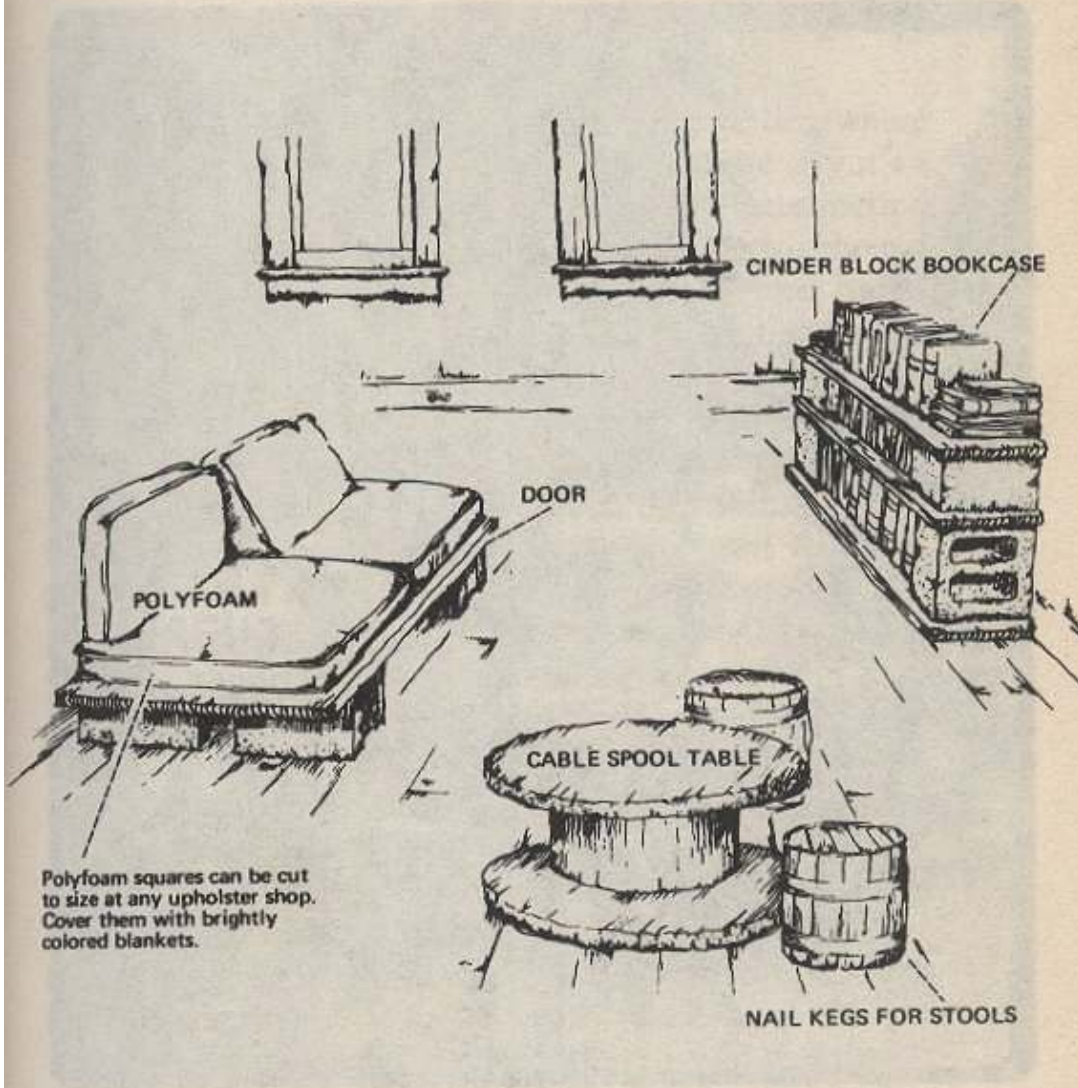
A nervy group of Yippies in the Midwest tried to swipe a giant IBM 360 computer while a school was in turmoil. All power to those that bring a wheelbarrow to sit-ins.

Check into a high-class hotel or motel remembering to dress like the wallpaper. Carry a large dummy suitcase with you and register under a phony name. Make sure you and not the bellboy carry this bag. Use others as a decoy. When you get inside the room, grab everything you can stuff in the suitcase: radio, T.V. sets (even if it has a special plug you can cut it with a knife and replace the cord), blankets, toilet paper, glasses, towels, sheets, lamps, (forget the imitation Winslow Homer on the wall) a Bible, soap and toss rugs. Before you leave (odd hours are best) hang the DO NOT DISTURB sign on your doorknob. This will give you an extra few hours to beat it across the border or check into a new hotel.

Landlords renovating buildings throw out stoves, tables, lamps, refrigerators and carpeting. In most cities, each area has a day designated for discarding bulk objects. Call the Sanitation Department and say you live in that part of town which would be putting out the most expensive shit and find out the pick-up day. Fantastic buys can be found cruising the streets late at night. Check out the backs of large department stores for floor models, window displays and slightly damaged furniture being discarded.

Construction sites are a good source for building materials to construct furniture. (Not to mention explosives.) The large wooden cable spools make great tables. Cinderblocks, bricks and boards can quickly be turned into a sharp looking bookcase. Doors make tables. Nail kegs convert into stools or chairs. You can also always find a number of other supplies hanging around like wiring, pipes, lighting fixtures and hard hats. And don't forget those blinking signs and the red lanterns for your own light show. Those black oil-fed burners are O.K. for cooking, although smoky, and highway flares are swell for making fake dynamite bombs.

# STEAL THIS ROOM!



Polyfoam squares can be cut to size at any upholster shop. Cover them with brightly colored blankets.

## FREE FURNITURE ROOM

Designed by OFFTHESTREETINI





*Shit, I told you we should've taken the plane*

## **FREE TRANSPORTATION**

### **HITCH-HIKING**

Certainly one of the neatest ways of getting where you want to go for nothing is to hitch. In the city it's a real snap. Just position yourself at a busy intersection

and ask the drivers for a lift when they stop for the red light. If you're hitching on a road where the traffic zooms by pretty fast, be sure to stand where the car will have room to safely pull off the road. Traveling long distances, even cross-country, can be easy if you have some sense of what you are doing.

A lone hitch-hiker will do much better than two or more. A man and woman will do very well together. Single women are certain to get propositioned and possibly worse. Amerikan males have endless sexual fantasies about picking up a poor lonesome damsel in distress. Unless your karate and head are in top form, women should avoid hitching alone. Telling men you have V.D. might help in difficult situations.

New England and the entire West Coast are the best sections for easy hitches. The South and Midwest can sometimes be a real hassle. Easy Rider and all that. The best season to hitch is in the summer. Daytime is much better than night. If you have to hitch at night, get under some type of illumination where you'll be seen.

Hitch-hiking is legal in most states, but remember you always can get a "say-so" bust. A "say-so" arrest is to police what Catch-22 is to the Army. When you ask why you're under arrest, the pig answers, "cause I say-so." If you stand on the shoulder of the road, the pigs won't give you too bad a time. If you've got long hair, cops will often stop to play games. You can wear a hat with your hair tucked under to avoid hassles. However this might hurt your ability to get rides, since many straights will pick up hippies out of curiosity who would not pick up a straight scruffy looking kid. Freak drivers usually only pick up other freaks.

Once in a while you hear stories of fines levied or even a few arrests for hitching (Flagstaff, Arizona is notorious), but even in the states where it is illegal, the law is rarely enforced. If you're stopped by the pigs, play dumb and they'll just tell you to move along. You can wait until they leave and then let your thumb hang out again.

Hitchin on super highways is really far out. It's illegal but you won't get hassled if you hitch at the entrances. On a fucked-up exit, take your chances hitching right on the road, but keep a sharp eye out for porkers. When you get a ride be discriminating. Find out where the driver is headed. If you are at a good spot, don't take a ride under a hundred miles that won't end up in a location just as good. When the driver is headed to an out-of-the-way place, ask him to let you off where you can get the best rides. If he's going to a particularly small town, ask him to drive you to the other side of thy town line. It's usually only a mile or two. Small towns often enforce all sorts of "say-so" ordinances. If you get stuck on the wrong side of town, it would be wise to even hoof it through the place. Getting to a point on the road where the cars are inter-city rather than local traffic is always preferable.

When you hit the road you should have a good idea of how to get where you are going. You can pick up a free map at any gas station. Long distance routes, road conditions, weather and all sorts of information can be gotten free by calling the American Automobile Association in any city. Say that you are a member driving to Phoenix, Arizona or wherever your destination is, and find out what you want to know. Always carry a sign indicating where you are going. If you get stranded on the road without one, ask in a diner or gas station for a piece of cardboard and a magic marker. Make the letters bold and fill them in so they can be seen by drivers from a distance. If your destination is a small town, the sign should indicate the state. For really long distances, EAST or WEST is best. Unless, of course, you're going north or south. A phony foreign flag sewed on your pack also helps.

Carrying dope is not advisable, and although searching you is illegal, few pigs can read the Constitution. If you are carrying when the patrol car pulls up, tell them you are Kanadian and hitching through Amerika. Highway patrols are very uptight about promoting incidents with foreigners. The foreign bit goes over especially well with small-town types, and is also amazingly good for avoiding hassles with greasers. If you can't hack this one, tell them you are a reporter for a newspaper writing a feature story on hitching around the country. This story has averted many a bust.

Don't be shy when you hitch. Go into diners and gas stations and ask people if they're heading East or to Texas. Sometimes gas station attendants will help. When in the car be friendly as hell. Offer to share the driving if you've got a license. If you're broke, you can usually bum a meal or a few bucks, maybe even a free night's lodging. Never be intimidated into giving money for a ride.

As for what to carry when hitching, the advice is to travel light. The rule is to make up a pack of the absolute minimum, then cut that in half. Hitching is an art form as is all survival. Master it and you'll travel on a free trip forever.

## **FREIGHTING**

There is a way to hitch long distances that has certain advantages over letting your thumb hang out for hours on some two-laner. Learn about riding the trains and you'll always have that alternative. Hitchhiking at night can be impossible, but hopping a is easier at night than by day. By hitchhiking days and hopping freights and sleeping on them at night, you can cover incredible distances rapidly and stay well rested. Every city and most large towns have a freight yard. You can find it by following the tracks or asking where the freight yard is located.

When you get to the yard, ask the workmen when the next train leaving in your direction will be pulling out. Unlike the phony Hollywood image, railroad men are nice to folks who drop by to grab a ride. Most yards don't have a guard or a "bull" as they are called. Even if they do, he is generally not around. If there is a bull



around, the most he's going to do is tell you it's private property and ask you to leave. There are exceptions to this rule, such as the notorious Lincoln, Nebraska, and Las Vegas, Nevada, but by asking you can find out. Even if he asks you to leave or throws you out, sneak back when your train is pulling out and jump aboard.

After you've located the right train for your trip, hunt for an empty boxcar to ride. The men in the yards will generally point one out if you ask. Pig-sties, flat cars and coal cars are definitely third class due to exposure to the elements. Boxcars are by far the best. They are clean and the roof over your head helps in bad weather and cuts down the wind. Boxcars with a hydro-cushion suspension system used for carrying fragile cargo make for the smoothest ride. Unless you get one, you should be prepared for a pretty bumpy and noisy voyage.

You should avoid cars with only one door open, because the pin may break, locking you in. A car with both doors open gives you one free chance. Pig-backs (trailers on flatcars) are generally considered unsafe. Most trains make a number of short hops, so if time is an important factor try to get on a "hot shot" express. A hot shot travels faster and has priority over other trains in crowded yards. You should favor a hot shot even if you have to wait an extra hour or two or more to get one going your way.

If you're traveling at night, be sure to dress warmly. You can freeze your ass off. Trains might not offer the most comfortable ride, but they go through beautiful countryside that you'd never see from the highway or airway. There are no billboards, road signs, cops, Jack-in-the-Boxes, gas stations or other artifacts of honky culture. You'll get dirty on the trains so wear old clothes. Don't pass up this great way to travel cause some bullshit western scared you out of it.

## **CARS**

If you know how to drive and want to travel long distances, the auto transportation agencies are a good deal. Look in the Yellow Pages under Automobile Transportation and Trucking or Driveway. Rules vary, but normally you must be over 21 and have a valid license. Call up and tell them when and where you want to go and they will let you know if they have a car available. They give you the car and a tank of gas free. You pay the rest. Go to pick up the car alone, then get some people to ride along and help with the driving and expenses. You can make New York to San Francisco for about eighty dollars in tolls and gas in four days without pushing. Usually you have the car for longer and can make a whole thing out of it. You must look straight when you go to the agency. This can be simply be done by wetting down your hair and shoving it under a cap.

Another good way to travel cheaply is to find somebody who has a car and is going your way. Usually underground newspapers list people who either want

rides or riders. Another excellent place to find information is your local campus. Every campus has a bulletin board for rides. Head shops and other community-minded stores have notices up on the wall.

## Gas

If you have a car and need some gas late at night you can get a quart and then some by emptying the hoses from the pumps into your tank. There is always a fair amount of surplus gas left when the pumps are shut off.

If your traveling in a car and don't have enough money for gas and tolls, stop at the bus station and see if anybody wants a lift. If you find someone, explain your money situation and make a deal with him. Hitch-hikers also can be asked to chip in on the gas.

You can carry a piece of tubing in the trunk of your car and when the gas indicator gets low, pull up to a nice looking Cadillac on some dark street and syphon off some of his gas. Just park your car so the gas tank is next to the Caddy's, or use a large can. Stick the hose into his tank, suck up enough to get things flowing, and stick the other end into your tank. Having a lower level of liquid, your tank will draw gas until you and the Caddy are equal. "To each according to his need, from each according to his ability," wrote Marx. Bet you hadn't realized until now that the law of gravity affects economics.

Another way is to park in a service station over their filler hole. Lift off one lid (like a small manhole cover), run down twenty feet of rubber tubing thru the hole you've cut in your floorboard, then turn on the electric pump which you have installed to feed into your gas tank. All they ever see is a parked car. This technique is especially rewarding when you have a bus.

## **BUSES**

If you'd rather leave the driving and the paying to them, try swiping a ride on the bus. Here's a method that has worked well. Get a rough idea of where the bus has stopped before it arrived at your station. If you are not at the beginning or final stop on the route, wait until the bus you want pulls in and then out of the station. Make like the bus just pulled off without you while you went to the bathroom. If there is a station master, complain like crazy to him. Tell him you're going to sue the company if your luggage gets stolen. He'll put you on the next bus for free. If there is no station master, lay your sad tale on the next driver that comes along. If you know when the last bus left, just tell the driver you've been stranded there for eight hours and you left your kid sleeping on the other bus. Tell him you called ahead to the company and they said to grab the next bus and they would take care of it.

The next method isn't totally free but close enough. It's called the hopper-bopper. Find a bus that makes a few stops before it gets to where you want to go. The more stops with people getting in or out the better. Buy a ticket for the short hop and stay on the bus until you end up at your destination. You must develop a whole style in order to pull this off because the driver has to forget you are connected with the ticket you gave him. Dress unobtrusively or make sure the driver hasn't seen your face. Pretend to be asleep when the short hop station is reached. If you get questioned, just act upset about sleeping through the stop you "really" want and ask if it's possible to get a ride back.

## **AIRLINES**

Up and away, junior outlaws! If you really want to get where you're going in a hurry, don't forget skyjacker's paradise. Don't forget the airlines. They make an unbelievable amount of bread on their inflated prices, ruin the land with incredible amounts of polluting wastes and noise, and deliberately hold back aviation advances that would reduce prices and time of flight. We know two foolproof methods to fly free, but unfortunately we feel publishing them would cause the airlines to change their policy. The following methods have been talked about enough, so the time seems right to make them known to a larger circle of friends.

A word should be said right off about stolen tickets. Literally millions of dollars worth of airline tickets are stolen each year. If you have good underworld contacts, you can get a ticket to anywhere you want at one-fourth the regular price. If you are charged more, you are getting a slight rooking. In any case, you can get a ticket for any flight or date and just trade it in. They are actually as good as cash, except that it takes 30 days to get a refund, and by then they might have traced the stolen tickets. If you can get a stolen ticket, exchange or use it as soon as possible, and always fly under a phony name. A stolen ticket for a trip around the world currently goes for one hundred and fifty dollars in New York.

One successful scheme requires access to the mailbox of a person listed in the local phone book. Let's use the name Ron Davis as an example. A woman calls one of the airlines with a very efficient sounding rap such as: "Hello, this is Mr. Davis' secretary at Allied Chemical. He and his wife would like to fly to Chicago on Friday. Could you mail two first-class tickets to his home and bill us here at Allied?" Every major corporation probably has a Ron Davis, and the airlines rarely bother checking anyway. Order your tickets two days before you wish to travel, and pick them up at the mailbox or address you had them sent to. If you are uptight in the airport about the tickets, just go up to another airline and have the tickets exchanged.

One gutsy way to hitch a free ride is to board the plane without a ticket. This is how it works. Locate the flight you want and rummage through a wastebasket until you find an envelope for that particular airline. Shuffle by the counter men

(which is fairly easy if it's busy). When the boarding call is made, stand in line and get on the plane. Flash the empty envelope at the stewardess as you board the plane. Carry a number of packages as a decoy, so the stewardess won't ask you to open the envelope. If she does, which is rare, and sees you have no ticket, act surprised. "Oh my gosh, it must have fallen out in the wash room," will do fine. Run back down the ramp as if you're going to retrieve the ticket. Disappear and try later on a different airline. Nine out of ten revolutionaries say it's the only way to fly. This trick works only on airlines that don't use the boarding pass system.

If you want to be covered completely, use the hopper-bopper method described in the section on Buses, with this added security precaution. Buy two tickets from different cashiers, or better still, one from an agent in town. Both will be on the same flight. Only one ticket will be under a phony name and for the short hop, while the ticket under your real name will be for your actual destination. At the boarding counter, present the short hop ticket. You will be given an envelope with a white receipt in it. Actually, the white receipt is the last leaf in your ticket. Once you are securely seated and aloft, take out the ticket with your name and final destination. Gently peel away everything but the white receipt. Place the still valid ticket back in your pocket. Now remove from the envelope and destroy the short hop receipt. In its place, put the receipt for the ticket you have in your pocket.

When you land at the short hop airport, stay on the plane. Usually the stewardesses just ask you if you are remaining on the flight. If you have to, you can actually show her your authentic receipt. When you get to your destination, you merely put the receipt back on the bonafide ticket that you still have in your pocket. It isn't necessary that they be glued together. Present the ticket for a refund or exchange it for another ticket. This method works well even in foreign countries. You can actually fly around the world for \$88.00 using the hopper-bopper method and switching receipts.

If you can't hack these shucks you should at least get a Youth Card and travel for half fare. If you are over twenty-two but still in your twenties, you can easily pass. Get a card from a friend who has similar color hair and eyes. Your friend can easily get one from another airline. You can master your friend's signature and get a supporting piece of identification from him to back up your youth card if you find it necessary. If you have a friend who works for an airline or travel agency, just get a card under your own name and an age below the limit. Your friend can validate the card. Flying youth fare is on stand-by, so it's always a good idea to call ahead and book a number of reservations under fictitious names on the flight you'll be taking. This will fuck up the booking of regular passengers and insure you a seat.

By the way, if you fly cross-country a number of times, swipe one of the plug-in head sets. Always remember to pack it in your traveling bag. This way you'll save

a two dollar fee charged for the in-flight movie. The headsets are interchangeable on all airlines.

One way to fly free is to actually hitch a ride. Look for the private plane area located at every airport, usually in some remote part of the field. You can find it by noticing where the small planes without airline markings take off and land. Go over to the runways and ask around. Often the mechanics will let you know when someone is leaving for your destination and point out a pilot. Tell him you lost your ticket and have to get back to school. Single pilots often like to have a passenger along and it's a real gas flying in a small plane.

Some foreign countries have special arrangements for free air travel to visiting writers, artists or reporters. Brazil and Argentina are two we know of for sure. Call or write the embassy of the country you wish to visit in Washington or their mission to the United Nations in New York. Writing works best, especially if you can cop some stationery from a newspaper or publishing house. Tell them you will be writing a feature story for some magazine on the tourist spots or handicrafts of the country. The embassy will arrange for you to travel gratis aboard one of their air force planes. The planes leave only from Washington and New York at unscheduled times. Once you have the O.K. letter from the embassy you're all set. This is definitely worth checking out if you want to vacation in a foreign country with all sorts of free bonuses thrown in.

A one-way ride is easy if you want to get into skyjacking. Keep the piece or knife in your shoe to avoid possible detection with the "metal scanner," a long black tube that acts like a geiger counter. Or use a plastic knife or bomb. It's also advisable to wrap your dope in a non-metallic material. Avoid tinfoil.

The crews have instructions to take you wherever you want to go even if they have to refuel, but watch out for air marshals. To avoid air marshals and searches pick an airline which flies short domestic hops. You should plan to end up in a country hostile to the United States or you'll end up right back where you came from in some sturdy handcuffs. One dude wanted to travel in style so he demanded \$100,000 as a going-away gift. The airlines quickly paid off. The guy then got greedy and demanded a hundred million dollars. When he returned to pick up the extra pocket money, he got nabbed. None the less, skyjacking appears to be the cheapest, fastest way to get away from it all.



*Come on, inhale and stop shoving*



## **IN CITY TRAVEL**

Any of the public means of transportation can be ripped off easily. Get on the bus with a large bill and present it after the bus has left the stop. If the bus is crowded, slip in the back door when it opens to dispatch passengers.

Two people can easily get through the turnstile in a subway on one token by doubling up. In some subway systems cards are given out to high school kids or senior citizens or employees of the city. The next time you are in a subway station notice people flashing cards to the man in the booth and entering through the "exit" door. Notice the color of the card used by people in your age group. Get a piece of colored paper in a stationery store or find some card of the same color you need. Put this "card" in a plastic window of your wallet and flash it in the same way those with a bona fide pass do.

Before entering a turnstile, always test the swing bar. If someone during the day put in an extra token, it's still in the machine waiting for you to enter free.

For every token and coin deposited in an automatic turnstile, there is a foreign coin the same size for much less that will work in the machine. (See the Yippie Currency Exchange, following, for more info.) Buy a cheap bag of assorted foreign coins from a dealer that you can locate in the Yellow Pages. Size up the coins with a token from your subway system. You can get any of these coins in bulk from a large dealer. Generally they are about 1,000 for five dollars. Tell him you make jewelry out of them if he gets suspicious. Giving what almost amounts to free subway rides away is a communal act of love. The best outlaws in the world rip-off shit for a lot more people than just themselves. Robin Hood lives!

## **FREE LAND**

Despite what you may have heard, there is still some rural land left in Amerika. The only really free land is available in Alaska and remote barren areas of the western states. The latest information in this area is found in a periodic publication called Our Public Lands, available from the Superintendent of Documents, Washington, D.C. 20402. It costs \$1.00 for a subscription. Also contact the U.S. Department of the Interior, Bureau of Land Management, Washington, D.C. 20240 and ask for information on "homesteading." By the time this book is out though, the Secretary of the Interior's friends in the oil companies might have stolen all the available free land. Being an oil company is about the easiest way to steal millions. Never call it stealing though, always refer to it as "research and development."

Continental United States has no good free land that we know of, but there are some very low prices in areas suited for country communities. Write to School of Living, Freeland, Maryland, for their newspaper Green Revolution with the latest information in this area. Canada has free land available, and the Canadian

government will send you a free list if you write to the Department of Land and Forests, Parliament Building, Quebec City, Canada. Also write to the Geographical Branch, Department of Mines and Technical Surveys, Parliament Building, Quebec City, Canada. Correspondence can be carried out with the Communications Group, 2630 Point Grey Road, Vancouver 8, British Columbia, Canada, for advice on establishing a community in Canada. The islands off the coast of British Columbia, its western region and the area along the Kootenai River are among the best locations.

If you just want to rip off some land, there are two ways to do it; openly or secretly. If you are going to do it out front, look around for a piece of land that's in dispute, which has its sovereignty in question-islands and deltas between the U.S. and Canada, or between the U.S. and Mexico, or any number of other borderline lands. You might even consider one of the abandoned oil-drilling platforms, which are fair game under high seas salvage laws. The possibilities are endless.

If you intend to do it quietly, you will want a completely different type of location. Find a rugged area with lots of elbow room and plenty of places to hide, like the Rocky Mountains, Florida swamps, Death Valley, or New York City. Put together a tight band of guerrillas and do your thing. With luck you will last forever.

If you just want to camp out or try some hermit living in the plushest surroundings available, you'll do best to head for one of the national parks. Since the parks are federal property, there's very little the local fuzz can do about you, and the forest rangers are generally the live-and-let-live types, although there have been increasing reports of long-hairs being vamped on by Smokey the Pig, as in Yosemite. You can get a complete list from National Park Service, Department of the Interior, Washington, D.C. 20240. The following is a list of some good ones:

- ALABAMA-Russell Cave National Monument, Bridgeport 35740
- ARIZONA-Grand Canyon National Park, Box 129, Grand Canyon 86023
- ARKANSAS-Hot Springs National Park, Box 1219, Hot Springs 71901
- CALIFORNIA-Yosemite National Park, Box 577, Yosemite 95389\*
- COLORADO-Rocky Mountain National Park, Estes Park, 80517
- FLORIDA-Everglades National Park, Box 279, Homestead 33030
- IDAHO-Boise National Forest, 413 Idaho Street, Boise 83702
- ILLINOIS-Shawnee National Forest, Harrisburg National Bank Building, Harrisburg 62946
- KENTUCKY-Mammoth Cave National Park, Mammoth Cave 42259
- LOUISIANA-Kisatchie National Forest, 2500 Shreveport Hwy., Pineville 71360
- MAINE-Acadia National Park, Box 338, Bar Harbor 04609
- MARYLAND-Assateague Island National Seashore, Rte. 2 Box 111, Berlin 21811
- MASSACHUSETTS-Cape Cod National Seashore, South Wellfleet 02663



- MICHIGAN-Hiawatha National Forest, Post Office Building, Escanaba 49829
- MISSOURI-Mark Twain National Forest, 304 Pershing St., Springfield 65806
- NEVADA-Lake Mead National Recreation Area, 601 Nevada Hwy, Boulder City 89005
- NEW MEXICO-Aztec Ruins National Monument, Route 1, Box 101, Aztec 87410
- NEW YORK-Fire Island National Seashore c/o New York City National Park Service Group, 28 E. 20th St., New York, NY 10003
- NORTH CAROLINA-Wright Brothers National Memorial Box 457, Manteo 27954
- OKLAHOMA-Platt National Park, Box 201, Sulphur 73086
- OREGON-Crater Lake National Park, Box 7, Crater Lake 97604
- UTAH-Bryce Canyon National Park, Bryce Canyon 84717
- WYOMING-Yellowstone National Park, Yellowstone Park 83020

\*This summer Yosemite forest rangers tried to evict a group of Yippies from their encampment. The Yippies rioted in the valley, spooked the tourists, burned cars and fought for their right to stay.

Earth People's Park is an endeavor to purchase land and allow people to come and live for free. They function as a clearing house for people that want to donate land and those who wish to settle. They own 600 acres in northern Vermont and are trying to raise money to buy more. Write to Earth People's Park, P.O. Box 313, 1230 Grant Ave., San Francisco, California 94133.

People's Parks are sprouting up all over as people reclaim the land being ripped off by universities, factories, and corrupt city planning agencies. The model is the People's Park struggle in Berkeley during the spring of 1969. The people fought to defend a barren parking lot they had turned into a community center with grass, swings, free-form sculpture and gardens. The University of California, with the aid of Ronald Reagan and the Berkeley storm troopers, fought with guns, clubs and tear gas to regain the land from the outlaw people. The pigs killed James Rector and won an empty victory. For now the park is fenced off, tarred over and converted into unused basketball courts and unused parking lots. Not one person has violated the oath never to set foot on the site. It stands, cold and empty, two blocks north of crowded Telegraph Avenue. If the revolution does not survive, all the land will perish under the steam roller of imperialism. People's Death Valley will happen in our lifetime.

## **FREE HOUSING**

If you are in a city without a place to stay, ask the first group of hip-looking folks where you can crash. You might try the office of the local underground newspaper. In any hip community, the underground newspaper is generally the

source of the best up-to-the-moment information. But remember that they are very busy, and don't impose on them. Many churches now have runaway houses. If you are under sixteen and can hack some bullshit jive about "adjusting," "opening a dialogue," and "things aren't that bad," then these are the best deals for free room and board. Check out the ground rules first, i.e., length of stay allowed, if they inform your parents or police, facilities and services available. Almost always they can be accepted at their word, which is something very sacred to missionaries. If they became known as double-crossers, the programs would be finished.

Some hip communities have crash pads set up, but these rarely last more than a few months. To give out the addresses we have would be quite impractical. We have never run across a crash pad that lasted more than a month or so. If in a cit, try hustling a room at a college dorm. This is especially good in summer or on week-ends. If you have a sleeping bag, the parks are always good, as is "tar jungle" or sleeping on the roofs of tall buildings. Local folks will give you some good advice on what to watch out for and information on vagrancy laws which might help you avoid getting busted.

For more permanent needs, squatting is not only free, it's a revolutionary act. If you stay quiet you can stay indefinitely. If you have community support you may last forever.

## **COMMUNES**

In the city or in the country, communes can be a cheap and enjoyable way of living. Although urban and rural communes face different physical environments, they share common group problems. The most important element in communal living is the people, for the commune will only make it if everyone is fairly compatible. A nucleus of 4 to 7 people is best and it is necessary that no member feels extremely hostile to any other member when the commune gets started. The idea that things will work out later is pig swill. More communes have busted up over incompatibility than any other single factor. People of similar interests and political philosophies should live together. One speed freak can wreck almost any group. There are just too many day-to-day hassles involved living in a commune to not start off compatible in as many ways as possible. The ideal arrangement is for the people to have known each other before they move in together.

Once you have made the opening moves, evening meetings will occasionally be necessary to divide up the responsibilities and work out the unique problems of a communal family. Basically, there are two areas that have to be pretty well agreed upon if the commune is to survive. People's attitudes toward Politics, Sex, Drugs and Decision-making have to be in fairly close agreement. Then the even most important decisions about raising the rent, cleaning, cooking and maintenance will have to be made. Ground rules for inviting non-members should

be worked out before the first time it happens, as this is a common cause for friction. Another increasingly important issue involves defense. Communes have continually been targets of attack by the more Neanderthal elements of the surrounding community. In Minneapolis for example, "headhunts" as they are called are commonplace. You should have full knowledge of the local gun laws and a collective defense should be worked out.

Physical attacks are just one way of making war on communes and, hence, our Free Nation. Laws, cops, and courts are there to protect the power and the property of those that already got the shit. Police harassment, strict enforcement of health codes and fire regulations and the specially designed anti-commune laws being passed by town elders, should all be known and understood by the members of a commune before they even buy or rent property. On all these matters, you should seek out experienced members of communes already established in the vicinity you wish to settle. Work out mutual defense arrangements with nearby families-both legal and extralegal. Remember, not only do you have the right to self-defense, but it is your duty to our new Nation to erase the "Easy-Rider-take-any-shit" image which invites attack. Let them know you are willing to defend your way of living and your chances of survival will increase.

## **URBAN LIVING**

If you're headed for city living, the first thing you'll have to do is locate an apartment or loft, an increasingly difficult task. At certain times of the year, notably June and September, the competition is fierce because of students leaving or entering school. If you can avoid these two months, you'll have a better selection. A knowledge of your plans in advance can aid a great deal in finding an apartment, for the area can be scouted before you move in. Often, if you know of people leaving a desirable apartment, you can make arrangements with the landlord, and a deposit will hold the place. If you let them know you're willing to buy their furniture, people will be more willing to give you information about when they plan to move. Watch out for getting screwed on exorbitant furniture swindles by the previous tenants and excessive demands on the part of the landlords. In most cities, the landlord is not legally allowed to ask for more than one month's rent as security. Often the monthly rent itself is regulated by a city agency. A little checking on the local laws and a visit to the housing agency might prove well worth it.

Don't go to a rental agency unless you are willing to pay an extra month's rent as a fee. Wanted ads in newspapers and bulletin boards located in community centers and supermarkets have some leads. Large universities have a service for finding good apartments for administrators, faculty and students, in that order. Call the university, say you have just been appointed to such-and-such position and you need housing in the area. They will want to know all your requirements

and rent limitations, but often they have very good deals available, especially if you've appointed yourself to a high enough position.

Aside from these, the best way is to scout a desired area and inquire about future apartments. Often landlords or rental agencies have control over a number of buildings in a given area. You can generally find a nameplate inside the hall of the building. Calling them directly will let you know of any apartments available.

When you get an apartment, furnishing will be the next step. You can double your sleeping space by building bunk beds. Nail two by fours securely from ceiling to floor, about three feet from the walls, where the beds are desired. Then build a frame out of two by fours at a convenient height. Make sure you use nails or screws strong enough to support the weight of people sleeping or balling. Nail a sheet of 3/4 inch plywood on the frame. Mattresses and almost all furniture needed for your pal can be gotten free (see section on Free Furniture). Silverware can be copped at any self-service restaurant.

## **RURAL LIVING**

If you are considering moving to the country, especially as a group, you are talking about farms and farmland. There are some farms for rent, and occasionally a family that has to be away for a year or two will let you live on their farm if you keep the place in repair. These can be found advertised in the back of various farming magazines and in the classified sections of newspapers, especially the Sunday editions. Generally speaking, however, if you're interested in a farm, you should be considering an outright purchase.

First, you have to determine in what part of the country you want to live in terms of the climate you prefer and how far away from the major cities you wish to locate. The least populated states, such as Utah, Idaho, the Dakotas, Montana and the like, have the cheapest prices and the lowest tax rates. The more populated a state, and in turn, the closer to a city, the higher the commercial value of the land.

There are hundreds of different types of farms, so the next set of questions you'll have to raise concerns the type of farm activity you'll want to engage in. Cattle farms are different than vegetable farms or orchards. Farms come in sizes: from half an acre to ranches larger than the state of Connecticut. They will run in price from \$30 to \$3000 an acre, with the most expensive being prime farmland in fertile river valleys located close to an urban area. The further away from the city and the further up a hill, the cheaper the land gets. It also gets woodier, rockier and steeper, which means less tillable land.

If you are talking of living in a farm house and maybe having a small garden and some livestock for your own use, with perhaps a pond on the property, you are looking for what is called a recreational farm. When you buy a recreational farm,

naturally you are interested in the house, barn, well, fences, chicken-coop, corrals, woodsheds and other physical structures on the property. Unless these are in unusually good condition or unique, they do not enter into the sale price as major factors. It is the land itself that is bought and sold.

Farmland is measured in acreage; an acre being slightly more than 43,560 square feet. The total area is measured in 40-acre plots. Thus, if a farmer or a real estate agent says he has a plot of land down the road, he means a 40-acre farm. Farms are generally measured this way, with an average recreational farm being 160 acres in size or an area covering about 1/2 square mile. A reasonable rate for recreational farmland 100 miles from a major city with good water and a livable house would be about \$50 per acre. For a 160-acre farm, it would be \$8,000, which is not an awful lot considering what you are getting. For an overall view, get the free catalogues and brochures provided by the United Farm Agency, 612 W. 47th St., Kansas City, Mo. 64112.

Now that you have a rough idea of where and what type of farm you want, you can begin to get more specific. Check out the classified section in the Sunday newspaper of the largest city near your desired location. Get the phone book and call or write to real estate agencies in the vicinity. Unlike the city, where there is a sellers' market, rural estate agents collect their fee from the seller of the property, so you won't have to worry about the agent's fee.

When you have narrowed down the choices, the next thing you'll want to look at is the plot book for the county. The plot book has all the farms in each township mapped out. It also shows terrain variations, type of housing on the land, location of rivers, roads and a host of other pertinent information. Road accessibility, especially in the winter, is an important factor. If the farms bordering the one you have selected are abandoned or not in full use, then for all intents and purposes, you have more land than you are buying.

After doing all this, you are prepared to go look at the farm itself. Notice the condition of the auxiliary roads leading to the house. You'll want an idea of what sections of the land are tillable. Make note of how many boulders you'll have to clear to do some planting. Also note how many trees there are and to what extent the brush has to be cut down. Be sure and have a good idea of the insect problems you can expect. Mosquitoes or flies can bug the shit out of you. Feel the soil where you plan to have a garden and see how rich it is. If there are fruit trees, check their condition. Taste the water. Find out if hunters or tourists come through the land. Examine the house. The most important things are the basement and the roof. In the basement examine the beams for dry rot and termites. See how long it will be before the roof must be replaced. Next check the heating system, the electrical wiring and the plumbing. Then you'll want to know about services such as schools, snow plowing, telephones, fire department and finally about your neighbors. If the house is beyond repair, you might still want the farm, especially if you are good at carpentry. Cabins, A-Frames, domes and

tepees are all cheaply constructed with little experience. Get the materials from your nearest military installation.

Finally, check out the secondary structures on the land to see how usable they are. If there is a pond, you'll want to see how deep it is for swimming. If there are streams, you'll want to know about the fishing possibilities; and if large wooded areas, the hunting.

In negotiating the final sales agreement, you should employ a lawyer. You'll also want to check out the possibility of negotiating a bank loan for the farm. Don't forget that you have to pay taxes on the land, so inquire from the previous owner or agent as to the tax bill. Usually, you can count on paying about \$50 annually per 40-acre plot.

Finally, check out the federal programs available in the area. If you can learn the ins and outs of the government programs, you can rip off plenty. The Feed-Grain Program of the Department of Agriculture pays you not to grow grain. The Cotton Subsidy Program pays you not to grow cotton. Also look into the Soil Bank Program of the United States Development Association and various Department of Forestry programs which pay you to plant trees. Between not planting cotton and planting trees, you should be able to manage.

## **LIST OF COMMUNES**

The most complete list of city and country communes is available for \$1.00 from Alternatives Foundation, Modern Utopian, 1526 Gravensteur Highway North, Sebastopol, California 95427. The phone is (707) 823-6168. The list is kept up to date. For all communes, you must write in advance if you plan to visit. Almost every commune will give you information about the local conditions and the problems they face if you write them a letter. Here is a list of some you might like to write to for more information. Avoid becoming a free-loader on your sisters and brothers.

- California
  - ALTERNATIVES FOUNDATION-Box 1264, Berkeley, California 94709. (Dick Fairfield) Communal living, total sexuality, peak experience training centers. Dedicated to the cybernated-tribal society.
  - BHODAN CENTER OF INQUIRY-Sierra Route, Oakhurst, California 93644. Phone (209) 683-4976.. (Charles Davis) Seminars on Human Community, IC development on the land, founded 1934, 13 members. Trial period for new members. Visitors check in advance.
- Colorado

- DROP CITY-Rt. 1, Box 125, Trinidad, Colorado 81082. Founded 1965. New members must meet specific criteria. Anarchist, artist, dome houses.
- New Mexico
  - LAMA FOUNDATION-Box 444, San Cristobal, N.M.
- New York
  - CITY ISLAND COMMUNE-284 City Island Avenue, Bronx, NY. Visitors check in advance. Revolutionary.
  - ATLANTIS I-RFD 5, Box 22A, Saugerties, NY 12477. Visitors and new members welcome.
- Oregon
  - FAMILY OF MYSTIC ARTS--Box 546, Sunny Valley, Oregon
- Pennsylvania
  - TANGUY HOMESTEADS-West Chester, Pennsylvania. Suburban, non-sectarian, co-op housing and community fellowship.
- Washington
  - MAGIC MOUNTAIN-52nd and 19th Streets, Seattle, Washington. (c/o Miriam Roder).

## **FREE EDUCATION**

Usually when you ask somebody in college why they are there, they'll tell you it's to get an education. The truth of it is, they are there to get the degree so that they can get ahead in the rat race. Too many college radicals are two-timing punks. The only reason you should be in college is to destroy it. If there is stuff that you want to learn though, there is a way to get a college education absolutely free. Simply send away for the schedule of courses at the college of your choice. Make up the schedule you want and audit the classes. In smaller classes this might be a problem, but even then, if the teacher is worth anything at all, he'll let you stay. In large classes, no one will ever object.

If you need books for a course, write to the publisher claiming you are a lecturer at some school and considering using their book in your course. They will always send you free books.

There are Free Universities springing up all over our new Nation. Anybody can teach any course. People sign up for the courses and sometimes pay a token registration fee. This money is used to publish a catalogue and pay the rent. If you're on welfare you don't have to pay. You can take as many or as few courses as you want. Classes are held everywhere: in the instructor's house, in the park, on the beach, at one of the student's houses or in liberated buildings. Free Universities offer courses ranging from Astrology to the Use of Firearms. The teaching is usually of excellent quality and you'll learn in a community-type atmosphere.

## **LIST OF FREE UNIVERSITIES**



- Alternative University-69 W. 14th St., New York, NY 10011 (catalogue on request)
- Baltimore Free U-c/o Harry, 233 E. 25th St., Baltimore, Maryland 21218
- Berkeley Free U-1703 Grove St., Berkeley, California 94709
- Bowling Green Free U-c/o Student Council, University of Bowling Green, Bowling Green Ohio 43402
- Colorado State Free U-Box 12-Fraisen, Colorado State College, Greeley, Colorado 80631
- Detroit Area Free U-Student Union, 4001 W. McNichols Rd., Detroit, Michigan 48221
- Detroit Area Free U-343 University Center, Wayne State University, Detroit, Mich.
- Georgetown Free U-Loyola Bldg., 28, Georgetown University Washington D.C. 20007
- Golden Gate Free U-2120 Market St., Rm. 206, San Francisco, California 94114
- Heliotrope-2201 Filbert, San Francisco, California 94118
- Illinois Free U-298A Illini Union, University of Illinois, Champaign, Illinois 61820
- Kansas Free U-107 W. 7th St., Lawrence, Kansas 66044
- Knox College Free U-Galesbury, Illinois 60401
- Madison Free U-c/o P. Carroll, 1205 Shorewood Blvd., Madison, Wisconsin 53705
- Metropolitan State Free U-Associated Students, 1345 Banrock St., Denver, Colorado 80204
- Michigan State Free U-Associated Students, Student Service Bldg., Michigan State College, East Lansing, Michigan 48823
- Mid-Peninsula Free U-1060 El Camino Real, Menlo Park, California 94015
- Minnesota Free U-1817 S. 3rd St., Minneapolis, Minnesota 55404
- Monterey Peninsula Free U-2120 Etna Place, Monterey, California New Free U-Box ALL 303, Santa Barbara, California 93107
- Northwest Free U-Box 1255, Bellingham, Washington 98225
- Ohio-Wesleyan Free U-Box 47-Welsh Hall, Ohio Wesleyan University, Delevan, Ohio 43015
- Pittsburgh Free U-4401 Fifth Ave., Pittsburgh, Pennsylvania 15213
- Rutgers Free U-Rutgers College, Student Center, 1 Lincoln Ave., Newark, NJ 07102
- St. Louis Free U-c/o Student Congress, 3rd floor BMC, St. Louis University, St. Louis, Missouri 63103
- San Luis Obispo Free U-Box 1305, San Luis Obispo, California 94301
- Santa Cruz Free U-604 River St., Santa Cruz, California 95060
- Seattle Free U-4144½ University Way NE, Seattle, Washington 98105
- Southern Illinois Free U-Carbondale, Illinois 62901
- Valley Free U-2045 N. Wishon Ave., Fresno, California 93704
- Washington Area Free U-5519 Prospect Place, Chevy Chase, Maryland 20015 and 1854 Park Rd. NW, Washington, D.C. 20010

- Wayne-Locke Free U-Student Congress, University of Texas, Arlington, Texas 76010

And a complete list of experimental schools, free universities, free schools, can be obtained by sending one dollar to ALTERNATIVES! 1526 Gravenstein Highway N., Sebastopol, California 97452, and requesting the Directory of Free Schools.

## **7. FREE MEDICAL CARE**

Due to the efforts of the Medical Committee for Human Rights, the Student Health Organization and other progressive elements among younger doctors and nurses. Free People's Clinics have been happening in every major city. They usually operate out of store fronts and are staffed with volunteer help. An average clinic can handle fifty patients a day.

If you've had an accident or have an acute illness, even a bad cold, check into the emergency room of any hospital. Given them a sob story complete with phony name and address. After treatment they present you with a slip and direct you to the cashier. Just walk on by, as the song suggests. A good decoy is to ask for the washroom. After waiting there a few moments, split. If you're caught sneaking out, tell them you ran out of the house without your wallet. Ask them to bill you at your phony address. This billing procedure works in both hospital emergency rooms and clinics. You can keep going back for repeated visits up to three months before the cashier's office tells the doctor about your fractured payments.

You can get speedy medical advice and avoid emergency room delays by calling the hospital, asking for the emergency unit and speaking directly to the doctor over the phone. Older doctors frown on this procedure since they cannot extort their usual exorbitant fee over the phone. Younger ones generally do not share this hang-up.

Cities usually have free clinics for a variety of special ailments. Tuberculosis Clinics, Venereal Disease Clinics, and Free Shot Clinics (yellow fever, polio, tetanus, etc.) are some of the more common. A directory of these clinics and other free health services the local community provides can be obtained by writing your Chamber of Commerce or local Health Department.

Most universities have clinics connected with their dental, optometry or other specialized medical schools. If not for free, then certainly for very low rates, you can get dental work repaired, eyeglasses fitted and treatment of other specific health needs.

Free psychiatric treatment can often be gotten at the out-patient department of any mental hospital. Admission into these hospitals is free, but a real bummer.

Use them as a last resort only. Some cities have a suicide prevention center and if you are desperate and need help, call them. Your best choice in a psychiatric emergency is to go to a large general hospital, find the emergency unit and ask to see the psychiatrist on duty.

## **BIRTH CONTROL CLINICS**

Planned Parenthood and the Family Planning Association staff numerous free birth control clinics throughout the country. They provide such services as sex education, examinations, Pap smear and birth control information and devices. The devices include pills, a diaphragm, or IUD (intra-uterine device) which they will insert. If you are unmarried and under 18, you might have to talk to a social worker, but it's no sweat because anybody gets contraceptive devices that wants them. Call up and ask them to send you their booklets on the different methods of birth control available.

If you would rather go to a private doctor, try to find out from a friend the name of a hip gynecologist, who is sympathetic to the fact that you're low on bread. Otherwise one visit could cost \$25.00 or more.

Before deciding on a contraceptive, you should be hip to some general information. There has been much research on the pill, and during the past 10 years it has proven its effectiveness, if not its safety. The two most famous name brands are Ortho-Novum and Enovid. They all require a doctor's prescription. Different type pills are accompanied by slightly different instructions, so read the directions carefully. In many women, the pills produce side effects such as weight increase, dizziness or nausea. Sometimes the pill affects your vision and more often your mood. Some women with specialized blood diseases are advised not to use them, but in general, women have little or no trouble. Different brand names have different hormonal balances (progesterone-estrogen). If you get uncomfortable side effects, insist that your doctor switch your brand. If you stop the pill method for any reason and don't want to get pregnant, be very careful to use another means right away.

Another contraceptive device becoming more popular is the IUD, or the loop. It is a small plastic or stainless steel irregularly-shaped spring that the doctor inserts inside the opening of the uterus. The insertion is not without pain, but it's safe if done by a physician, and it's second only to the pill in prevention of pregnancy. Once it's in place, you can forget about it for a few years or until you wish to get pregnant. Doctors are reluctant to prescribe them for women who have not borne children or had an abortion, because of the intense pain that accompanies insertion. But if you can stand the pain associated with three to four uterine contractions, you should push the doctor for this method. Inserting it during the last day of your period will make it easier.

The diaphragm is a round piece of flexible rubber about 2 inches in diameter with a hard rubber rim on the outside. It used to be inserted just before the sex act, but hip doctors now recommend that it be worn continuously and taken out every few days for washing and also during the menstrual period. It is most effective when used with a sperm-killing jelly or cream. A doctor will fit you for a proper size diaphragm.

The next best method is the foams that you insert twenty minutes before fucking. The best foams available are Delfen and Emko. They have the advantage of being nonprescription items so you can rush into any drug store and pick up a dispenser when the spirit moves you. Follow the directions carefully. Unfortunately, these foams taste terrible and are not available in flavors. It just shows you how far science has to go.

Another device is the prophylactic, or rubber as it is called. This is the only device available to men. It is a thin rubber sheath that fits over the penis. Because they are subject to breaking and sliding off, their effectiveness is not super great. If you are forced to use them, the best available are lubricated sheepskins with a reservoir tip.

The rhythm method or Vatican roulette as it is called by hip Catholics, is a waste unless you are ready to surround yourself with thermometers, graphs and charts. You also have to limit your fucking to prescribed days. Even with all these precautions, women have often gotten pregnant using the rhythm method.

The oldest and least effective method is simply for the male to pull out just before he comes. There are billions of sperm cells in each ejaculation and only one is needed to fertilize the woman's egg and cause a pregnancy. Most of the sperm is in the first squirt, so you had better be quick if you employ this technique.

If the woman misses her period she shouldn't panic. It might be delayed because of emotional reasons. Just wait two weeks before going to a doctor or clinic for a pregnancy test. When you go, be sure to bring your first morning urine specimen.

## **ABORTIONS**

The best way to find out about abortions is to contact your local woman's liberation organization through your underground newspaper or radio station. Some Family Planning Clinics and even some liberal churches set up abortions, but these might run as high as \$700. Underground newspapers often have ads that read "Any girl in trouble call - -," or something similar. The usual rate for an abortion is about \$500 and it's awful hard to bargain when you need one badly. Only go to a physician who is practicing or might have just lost his license. Forget the stereotype image of these doctors as they are performing a vital service. Friends who have had an abortion can usually recommend a good doctor and fill you in on what's going to happen.

Abortions are very minor operations if done correctly. They can be done almost any time, but after three months, it's no longer so casual and more surgical skill is required. Start making plans as soon as you find out. The sooner the better, in terms of the operation.

Get a pregnancy test at a clinic. If it is positive and you want an abortion, start that day to make plans. If you get negative results from the test and still miss your period, have a gynecologist perform an examination if you are still worried.

If you cannot arrange an abortion through woman's liberation, Family Planning, a sympathetic clergyman or a friend who has had one, search out a liberal hospital and talk to one of their social workers. Almost all hospitals perform "therapeutic" abortions. Tell a sob story about the desertion of your boy friend or that you take LSD every day or that defects run in your family. Act mentally disturbed. If you qualify, you can get an abortion that will be free under Medicaid or other welfare medical plans. The safest form of abortion is the vacuum-curettage method, but not all doctors are hip to it. It is safer and quicker with less chance of complications than the old-fashioned scrape method.

Many states have recently passed liberalized abortion laws, such as New York\* (by far the most extensive), Hawaii and Maryland, due to the continuing pressure of radical women. The battle for abortion and certainly for free abortion is far from over even in the states with liberal laws. They are far too expensive for the ten to twenty minute minor operation involved and the red tape is horrendous. Free abortions must be look-on as a fundamental right, not a sneaky, messy trauma.

\*There is a residence requirement for New York but using a friend's New York address at the hospital will be good enough. The procedure takes only a few days and costs between \$200 and \$500, depending on the place. The best advice is to call one of the New York Abortion Referral Services or Birth Control Groups listed in the New York Directory section.

## **DISEASES TREATED FREE**

Syph and Clap (syphilis and gonorrhea) are two diseases that they are easy to pick up. They come from balling. Anyone who claims they got it from sitting on a toilet seat must have a fondness for weird positions.

Both men and women are subject to the diseases. Using a prophylactic usually will prevent the spreading of venereal disease, but you should really seek to have it cured. Syphilis usually begins with an infection which may look like a cold sore or pimple around the sex organ. There is no pain associated with the lesions. Soon the sore disappears even without treatment. This is often followed by a period of rashes on the body (especially the palms of the hands) and inflammation of the mouth and throat. These symptoms also disappear without treatment. It must be understood, however, that even if these symptoms

disappear, the disease still remains if left untreated. It can cause serious trouble such as heart disease, blindness, insanity and paralysis. Also, it can fuck up any kids you might produce and is easily passed on to anyone you ball.


Gonorrhea (clap) is more common than syphilis. Its first signs are a discharge from your sex organ that is painful. Like syphilis, it affects both men and women, but is often unnoticed in women. There is usually itching and burning associated with the affected area. It can leave you sterile if left untreated.

Both these venereal diseases can be treated in a short time with attention. Avail yourself of the free V.D. clinics in every town. Follow the doctor's instructions to the letter and try to let the other people you've had sexual contact with know you had VD.

There are other fungus diseases that resemble syphilis or gonorrhea, but are relatively harmless. Check out every infection in your crotch area, especially those with open sores or an unusual discharge and you'll be safe.

Crabs are not harmful, but they can make you scratch your crotch for hours on end. They are also highly transmittable by balling. Actually they are a form of body lice and easy to cure. Go to your local druggist and ask him for the best remedy available. He'll give you one of several lotions and instructions for proper use. We recommend Kwell.

A common disease in the hip community is hepatitis. There are two kinds. One you get from sticking dirty needles in your arm (serum hepatitis) and the other more common strain from eating infected food or having intimate contact with an infected carrier (infectious hepatitis). The symptoms for both are identical; yellowish skin and eyes, dark piss and light crap, loss of appetite and total listlessness. Hep is a very dangerous disease that can cause a number of permanent conditions, including death, which is extremely permanent. It should be treated by a doctor, often in a hospital.



*STRIKE! STRIKE! STRIKE!*



## **FREE COMMUNICATION**

If you don't like the news, why not go out and make your own? Creating free media depends to a large extent on your imagination and ability to follow through on ideas. The average American is exposed to over 1,600 commercials each day. Billboards, glossy ads and television spots make up much of the word environment they live in. To crack through the word mush means creating new forms of free communication. Advertisements for revolution are important in helping to educate and mold the milieu of people you wish to win over.

Guerrilla theater events are always good news items and if done right, people will remember them forever. Throwing out money at the Stock Exchange or dumping soot on executives at Con Edison or blowing up the policeman statue in Chicago immediately conveys an easily understood message by using the technique of creative disruption. Recently to dramatize the illegal invasion of Cambodia, 400 Yippies stormed across the Canadian border in an invasion of the United States. They threw paint on store windows and physically attacked residents of Blair, Washington. A group of Vietnam veterans marched in battle gear from Trenton to Valley Forge. Along the way they performed mock attacks on civilians the way they were trained to do in Southeast Asia.

Dying all the outdoor fountains red and then sending a message to the newspaper explaining why you did it, dramatizes the idea that blood is being shed needlessly in imperialist wars. A special metallic bonding glue available from Eastman-Kodak will form a permanent bond in only 45 seconds. Gluing up locks of all the office buildings in your town is a great way to dramatize the fact that our brothers and sisters are being jailed all the time. Then, of course, there are always explosives which dramatically make your point and then some.



## **PRESS CONFERENCES**

Another way of using the news to advertise the revolution and make propaganda is to call a press conference. Get an appropriate place that has some relationship to the content of your message. Send out announcements to as many members of the press as you can. If you do not have a press list, you can make one up by looking through the Yellow Pages under Newspapers, Radio Stations, Television Stations, Magazines and Wire Services. Check out your list with other groups and pick up names of reporters who attend movement press conferences. Address a special invitation to them as well as one to their newspaper. Address the announcements to "City Desk" or "News Department." Schedule the press conference for about 11:00 A.M. as this allows the reporters to file the story in time for the evening newscast or papers. On the day of the scheduled conference, call the important city desks or reporters about 9:00 A.M. and remind them to come.

Everything about a successful press conference must be dramatic, from the announcements and phone calls to the statements themselves. Nothing creates a worse image than four or five men in business suits sitting behind a table and talking in a calm manner at a fashionable hotel. Constantly seek to have every detail of the press conference differ in style as well as content from the conferences of people in power. Make use of music and visual effects. Don't stiffen up before the press. Make the statement as short and to the point as possible. Don't read from notes, look directly into the camera. The usual television spot is one minute and twenty seconds. The cameras start buzzing on your opening statement and often run out of film before you finish. So make it brief and action packed. The question period should be even more dramatic. Use the questioner's first name when answering a question. This adds an air of informality and networks are more apt to use an answer directed personally to one of their newsmen. Express your emotional feelings. Be funny, get angry, be sad or ecstatic. If you cannot convey that you are deeply excited or troubled or outraged about what you are saying, how do you expect it of others who are watching a little image box in their living room? Remember, you are advertising a new way of life to people. Watch TV commercials. See how they are able to convey everything they need to be effective in such a short time and limited space. At the same time you're mocking the shit they are pushing, steal their techniques.

At rock concerts, during intermission or at the end of the performance, fight your way to the stage.

## COMMUNICATION

Announce that if the electricity is cut off the walls will be torn down. This galvanizes the audience and makes the owners of the hall the villains if they fuck around. Lay out a short exciting rap on what's coming down. Focus on a call around one action. Sometimes it might be good to engage rock groups in dialogues about their commitment to the revolution. Interrupting the concert is frowned upon since it is only spitting in the faces of the people you are trying to reach. Use the Culture as ocean to swim in. Treat it with care.

Sandwich boards and hand-carried signs are effective advertisements. You can stand on a busy corner and hold up a sign saying "Apartment Needed," "Free Angela," "Smash the State" or other slogans. They can be written on dollar bills, envelopes that are being mailed and other items that are passed from person to person.

Take a flashlight with a large face to movie theaters and other dark public gathering places. Cut the word "STRIKE" or "REVOLT" or "YIPPIE" out of dark cellophane. Paste the stencil over the flashlight, thus allowing you to project the word on a distant wall.

There are a number of all night call-in shows that have a huge audience. If you call with what the moderator considers "exciting controversy," he may give you a special number so you won't have to compete in the switchboard roller-derby. It often can take hours before you get through to these shows. Here's a trick that will help you out if the switchboard is jammed. The call-in shows have a series of honeys so that when one is busy the next will take the call. Usually the numbers run in sequence. Say a station gives out PL 5-8640, as the number to call. That means it also uses PL 5-8641, PL 5-8642 and so on. If you get a busy signal, hang up and try calling PL 5-8647 say. This trick works in a variety of situations where you want to get a call through a busy switchboard. Remember it for airline and bus information.

## **WALL PAINTING**

One of the best forms of free communication is painting messages on a blank wall. The message must be short and bold. You want to be able to paint it on before the pigs come and yet have it large enough so that people can see it at a distance. Cans of spray paint that you can pick up at any hardware store work best. Pick spots that have lot of traffic. Exclamation points are good for emphasis. If you are writing the same message, make a stencil. You can make a stencil that says WAR and spray it on with white paint under the word "STOP" on stop signs. You can stencil a five-pointed star and using yellow paint, spray it on the dividing line between the red and blue on all post office boxes. This simulates the flag of the National Liberation Front of Vietnam. You can stencil a marijuana leaf and using green paint, spray it over cigarette and whisky billboards on buses and subways. The women's liberation sign with red paint is good for sexist ads. Sometimes you will wish to exhibit great daring in your choice of locations. When the Vietnamese hero Nguyen Van Troi was executed, the Viet Cong put up a poster the next day on the exact spot inside the highest security prison in the country.

Wall postering allows you to get more information before the public than a quickly scribbled slogan. Make sure the surface is smooth or finely porous. Smear the back of the poster with condensed milk, spread on with a brush, sponge, rag or your hands. Condensed milk dries very fast and hard. Also smear some on the front once the poster is up to give protection against the weather and busy fingers that like to pull at corners. Wallpaper pastes also work quickly and efficiently. It's best to work both painting and postering at night with a look-out. This way you can work the best spots without being harassed by the pig patrol, which is usually unappreciative of Great Art.





## **USE OF THE FLAG**

The generally agreed upon flag of our nation is black with a red, five pointed star behind a green marijuana leaf in the center. It is used by groups that understand the correct use of culture and symbolism in a revolutionary struggle. When displayed, it immediately increases the feelings of solidarity between our brothers and sisters. High school kids have had great fights over which flag to salute in school. A sign of any liberated zone is the flag being flown. Rock concerts and festivals have their generally apolitical character instantly changed when the flag is displayed. The political theoreticians who do not recognize the flag and the importance of the culture it represents are ostriches who are ignorant of basic human nature. Throughout history people have fought for religion, life-style, land, a flag (nation), because they were ordered to, for fortune, because they were attacked or for the hell of it. If you don't think the flag is important, ask the hardhats.

## **RADIO**

Want to construct your own neighborhood radio station? You can get a carrier-current transmitter designed by a group of brothers and sisters called Radio Free People. No FCC license is required for the range is less than 1/2 mile. The small transistorized units plug into any wall outlet. Write Radio Free People, 133 Mercer St., New York, New York 10012 for more details. For further information see the chapter on Guerrilla Broadcasting later in the book.



*Honest operator, I just put in 87 dollars in change  
and .....*



## **FREE TELEPHONES**

Ripping off the phone company is so common that Bell Telephone has a special security division that tries to stay just a little ahead of the average free-loader. Many great devices like the coat hanger release switch have been scrapped because of changes in the phone box. Even the credit card fake-out is doomed to oblivion as the company switches to more computerized techniques. In our opinion, as long as there is a phone company, and as long as there are outlaws, nobody need ever pay for a call. In 1969 alone the phone company estimated that over 10 million dollars worth of free calls were placed from New York City. Nothing, however, compares with the rip-off of the people by the phone company. In that same year, American Telephone and Telegraph made a profit of 8.6 billion dollars! AT&T, like all public utilities, passes itself off as a service owned by the people, while in actuality nothing could be further from the truth. Only a small percentage of the public owns stock in these companies and a tiny elite clique makes all the policy decisions. Ripping-off the phone company is an act of revolutionary love, so help spread the word.

## **PAY PHONES**

You can make a local 10 cent call for 2 cents by spitting on the pennies and dropping them in the nickel slot. As soon as they are about to hit the trigger mechanism, bang the coin-return button. Another way is to spin the pennies counter-clockwise into the nickel slot. Hold the penny in the slot with your finger and snap it spinning with a key or other flat object. Both systems take a certain knack, but once you've perfected the technique, you'll always have it in your survival kit.

If two cents is too much, how about a call for 1 penny? Cut a 1/4 strip off the telephone book cover. Insert the cardboard strip into the dime slot as far as it will go. Drop a penny in the nickel slot until it catches in the mechanism (spinning will help). Then slowly pull the strip out until you hear the dial tone.

A number 14 brass washer with a small piece of scotch tape over one side of the hole will not only get a free call, but works in about any vending machine that takes dimes. You can get a box of thousands for about a dollar at any hardware store. You should always have a box around for phones, laundromats, parking meters and drink machines.

Bend a bobby pin after removing the plastic from the tips and jab it down into the transmitter (mouthpiece). When it presses against the metal diaphragm, rub it on a metal wall or pipe to ground it. When you've made contact you'll hear the dial tone. If the phone uses old-fashioned rubber black tubing to enclose the wires running from the headset to the box, you can insert a metal tack through the

tubing, wiggle it around a little until it makes contact with the bare wires and touch the tack to a nearby metal object for grounding.

Put a dime in the phone, dial the operator and tell her you have ten cents credit. She'll return your dime and get your call for free. If she asks why, say you made a call on another pay phone, lost the money, and the operator told you to switch phones and call the credit operator.

This same method works for long distance calls. Call the operator and find out the rate for your call. Hang up and call another operator telling her you just dialed San Francisco direct, got a wrong number and lost \$.95 or whatever it is. She will get your call free of charge.

If there are two pay phones next to each other, you can call long distance on one and put the coins in the other. When the operator cuts in and asks you to deposit money, drop the coins into the one you are not using, but hold the receiver up to the slots so the operator can hear the bells ring. When you've finished, you can simply press the return button on the phone with the coins in it and out they come. If you have a good tape recorder you can record the sounds of a quarter, dime and nickel going into a pay phone and play them for the operator in various combinations when she asks for the money. Turn the volume up as loud as you can get it.

You can make a long distance call and charge it to a phone number. Simply tell the operator you want to bill the call to your home phone because you don't have the correct change. Tell her there is no one there now to verify the call, but you will be home in an hour and she can call you then if there is any question. Make sure the exchange goes with the area you say it does.

Always have a number of made-up credit card numbers. The code letter for 1970 is S, then seven digits of the phone number and a three digit district number (not the same as area code). The district number should be under 599. Example: S-573-2100-421 or S-537-3402-035. Look up the phone numbers for your area by simply requesting a credit card for your home phone which is very easy to get and then using the last three numbers with another phone number. Usually making up exotic numbers from far away places will work quite well as it would be impossible for an operator to spot a phony number in the short time she has to check her list.

We advise against making phony credit card calls on a home phone. We have seen a gadget that you install between the wall socket and the cord which not only allows you to receive all the calls you want for free, but eliminates the most common form of electronic bugging. They are being manufactured and sold for fifty dollars by a disgruntled telephone engineer in Massachusetts. Unfortunately you are going to have to find him on your own or duplicate his efforts, for he has sworn us to secrecy. If someone does, however, offer you such a device, it

probably does work. Test it by installing it and having someone call you from a pay phone. If it's working, the person should get their dime back at the end of the call.

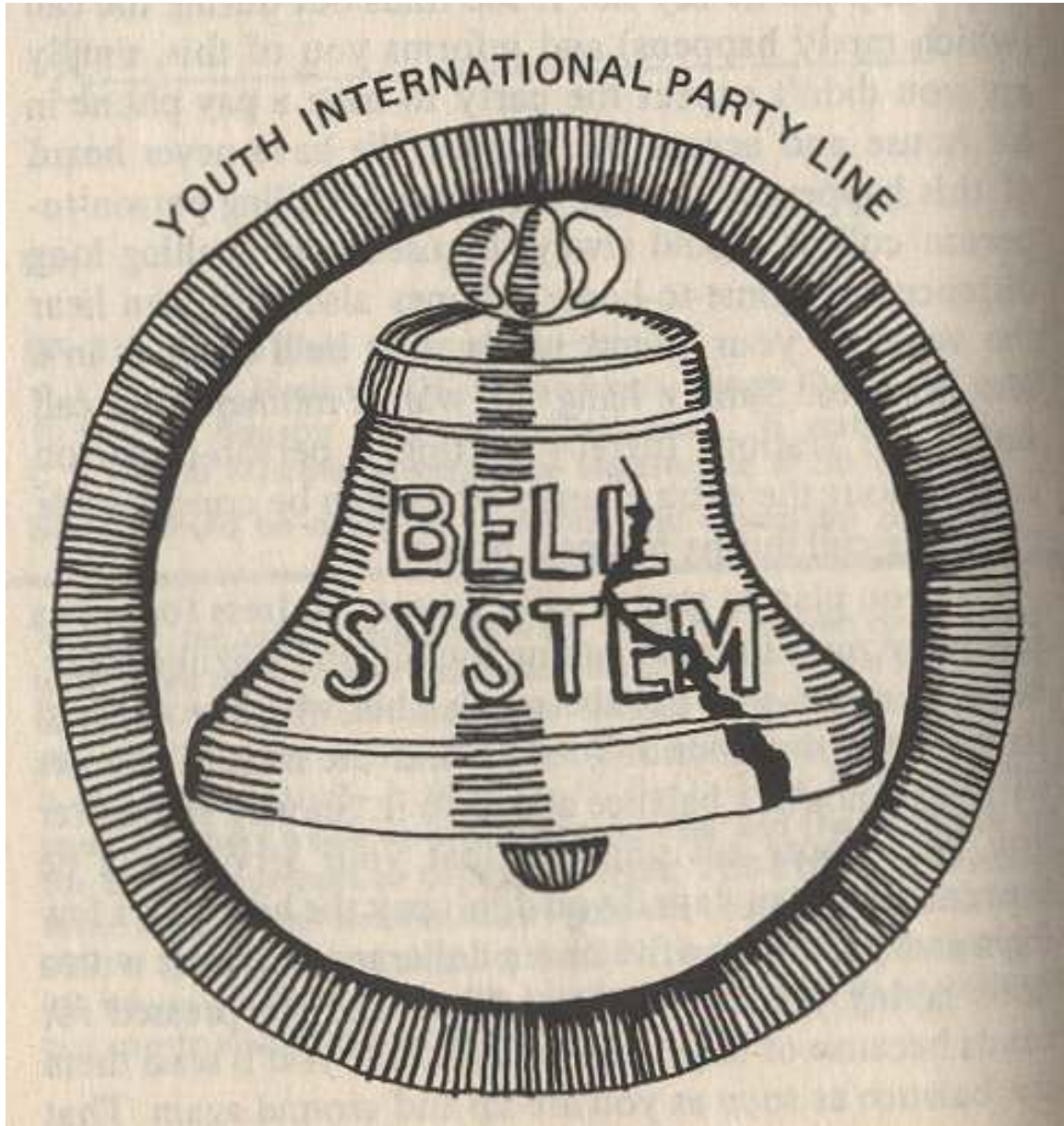
Actually if you know the slightest information about wiring, you can have your present phone disconnected on the excuse that you'll be leaving town for a few months and then connect the wires into the main trunk lines on your own. Extensions can easily be attached to your main line without the phone company knowing about it.

You can make all the free long distance calls you want by calling your party collect at a pay phone. Just have your friend go to a prearranged phone booth at a prearranged time. This can be done on the spot by having the friend call you person to person. Say you're not in, but ask for the number calling you since you'll be "back" in five minutes. Once you get the number simply hang up, wait a moment and call back your friend collect. The call has to be out of the state to work, since operators are familiar with the special extension numbers assigned to pay phones for her area and possibly for nearby areas as well. If she asks you if it is a pay phone say no. If she finds out during the call (which rarely happens) and informs you of this, simply say you didn't expect the party to have a pay phone in his house and accept the charges. We have never heard of this happening though. The trick of calling person-to-person collect should always be used when calling long distance on home-to-home phones also. You can hear the voice of your friend saying that he'll be back in a few minutes. Simply hang up, wait a moment and call station to station, thereby getting a person-to-person call without the extra charges which can be considerable on a long call during business hours.

If you plan to stay at your present address for only a few more months, stop paying the bill and call like crazy. After a month you get the regular bill which you avoid paying. Another month goes by and the next bill comes with last month's balance added to it. Shortly thereafter you get a note advising you that your service will be terminated in ten days if you don't pay the bill. Wait a few days and send them a five or ten dollar money order with a note saying you've had an accident and are pressed for funds because of large medical bills, but you'll send them the balance as soon as you are up and around again. That will hold them for another month. In all, you can stretch it out for four or five months with a variety of excuses and small payments. This also works with the gas and electric companies and with any department stores you conned into letting you charge.


You can get the service deposit reduced to half of the normal rate if you are a student or have other special qualifications. Surprisingly, these rates and discounts vary from area to area, so check around before you go into the business office for your phone. There is an incredible 50 cents charge per month for not having your phone listed. If you want an unlisted phone, you can avoid

this fee by having the phone listed in a fictitious name, even if the bill is sent to you. Just say you want your roommate's name listed instead of your own.









*Fuck! I forgot my shirt .....*

## **FREE PLAY**

### **MOVIES AND CONCERTS**

There are many ways to sneak into theaters, concerts, stadiums and other entertainment houses. All these places have numerous fire exits with push-bar doors that open easily from the inside. Arrive early with a group of friends, after casing the joint and selecting the most convenient exit. Pay for one person to get in. When he does he simply opens the designated exit door when the ushers are out of the area and everyone rushes inside.

For theatrical chains in large cities, call their home office and ask to speak to the vice-president in charge of publicity, sales, or personnel. Ask what his name is so you'll know who you're talking to. When you get the information you want, hang up. Now you have the name of a high official in the company. Compile a short list of officials in the various film, theater and sporting event companies. Next all the various theaters and do the same thing for the theater managers. Once you have the two lists you are ready to proceed. Call the theater you want to attend. When someone answers say you're Mr. \_\_\_\_\_ from the home office calling Mr. \_\_\_\_\_ (manager's name) and you'd like to have two passes O.K'd for two important people from out of town. Invariably she'll just ask their names or tell them to mention your name at the box office. Not only will you get in free, but you can avoid waiting in line with this fake-out.

In Los Angeles and New York, the studios hold pre-release screenings for all movies. If you know roughly when a movie is about to come out, call the publicity department of the studio producing the film and say you're the critic for a newspaper or magazine (give the name) and ask them when you can screen the film. They'll give you the time and place of various screenings. When you go, ask them to put you on their list and you'll get notices of all future screenings.

One of our favorite ways to sneak into a theater with continuously running shows is the following. Arrive just as the show is emptying out and join the line leaving the theater. Exclaiming, "Oh, my gosh!" you slap your forehead, turn around and return, tell the usher you left your hat, pocketbook, etc. inside. Once you're inside the theater, just swipe some popcorn and wait for the next show.

### **RECORDS AND BOOKS**

If you have access to a few addresses, you can get all kinds of records and books from clubs on introductory offers. Since the cards you mail back are not



signed there is no legal way you can be held for the bill. You get all sorts of threatening mail, which, by the way, also comes free.

If you have a friend who is a member of a record club, ask him to submit your name as a free member. He gets 4 free records for getting you signed up. A soon as you get the letter saying how lucky you are to be a member, quit. Your friend's free records have already been shipped. We used to have at least 10 different names and addresses working on all the record and book companies. Every other day we would ride around collecting the big packages. To cap it off, we opened a credit account at a large department store and used to return most of the records and books to the store saying that they were gifts and we wanted something else. Since we had an account at the store, they always took the merchandise and gave credit for future purchases.

You can always use the public libraries. Find out when they do their yearly housecleaning. Every library discards thousands of books on this day. Just show up and ask if you can take some.

Almost anything you might want to know from plans for constructing a sundial to a complete blueprint for building a house may be obtained free from the Government Printing Office. Write: to Superintendent of Documents, Government Printing Office, Washington D.C. 20402. Most publication are free. Those that are not are dirt cheap. Ask to be put on the list to receive the free biweekly list of Selected U.S. Government Publications.

One of the best ways to receive records and books free is to invest twenty dollars and print up some stationery with an artistic logo for some non-existent publication. Write to all the public relations departments of record companies, publishing houses, and movie studios. Say you are a newspaper with a large youth readership and have regular reviews of books, or records, or movies, and would like to be placed on their mailing list. Say that you would be glad to send them any reviews of their records that appear in the paper. That adds a note of authenticity to the letter. After a month or so you'll be receiving more records and books than you can use.

If you really want a book badly enough, follow the title of this one-Dig!



## FREE MONEY

No book on survival should fail to give you some good tips on how to rip-off bread. Really horning in on this chapter will put you on Free-loader Street life, 'cause with all the money in Amerika, the only thing you'll have trouble getting is poor.

## WELFARE

It's easy to get on welfare that anyone who is broke and doesn't have a regular relief check coming in is nothing but a goddamn lazy bum! Each state has a different set up. The racist penny-pinchers of Mississippi dole out only \$8.00 a month. New York dishes out the most with monthly payments up to \$120.00. The Amerikan Public Welfare Association publishes a book called The Public Welfare Directory with information on exactly what each welfare agency provides and how you go about qualifying. You can read the directory at any public library to find out all you can about how your local office operates.

When you've discovered everything you need to know, head on down to the Welfare Department in your grubbiest clothes. Not sleeping the night before helps. The receptionist will assign an "intaker" to interview you. After a long wait, you'll be directed to a desk. The intaker raps to you for a while, generally showing sympathy for your plight and turns you over to the caseworker who will make the final and ultimate assessment.

Have your heaviest story ready to ooze out. If you have no physical disabilities, lay down a "mentally deranged" rap. Getting medical papers saying you have any long-term illness or defect helps a lot. Tell the caseworker you get dizzy spells on the job and faint in the street. Keep bobbing your head, yawning, or scratching.

Tell him that you have tried to commit suicide recently because you just can't make it in a world that has forgotten how to love. Don't lay it on too obviously. Wait till he "pries" some of the details from you. This makes the story even more convincing. Many welfare workers are young and hip. The image you are working on is that of a warm, sensitive kid victimized by brutal parents and a cold ruthless society. Tell them you held off coming for months because you wanted to maintain some self-respect even though have been walking the streets broke and hungry. If you are a woman tell him you were recently raped. In sexist Amerika, this will probably be true.

After about an hour or so of this soap-opera stuff, you'll be ready to get your first check. From then on it's a monthly check, complete medical care for free and all sorts of other outasight benefits. Occasionally the caseworker will drop by your pad or ask you down to the office to see how you're coming along, but with your condition, things don't look so good. Don't abandon hope though. Hope always helps fill in a caseworker's report.

The real trick is to parlay welfare payments in a few different states. Work out an exchange system with a buddy and mail each other the checks when they come in. If the caseworker comes by, your roommate can say you went to find a job or enrolled in a class. We know cats who have parlayed welfare payments up to six hundred dollars a month.

## **UNEMPLOYMENT**

Every outlaw should learn everything there is to know about the rules governing unemployment insurance. As in the case of welfare rules, eligibility, and the size of payments differ from state to state. In New York, you are eligible for payments equivalent to half your weekly salary before taxes up to \$65 per week, on the condition that you have worked for a minimum of twenty weeks during the year. Payments are somewhat lower in most other states. In order to collect, you must show you are actively searching for a job and keep a record of employers you contact. This can easily be fudged. Every time you're questioned about it, mention one or two companies. If your hair is long, you'll have no problem. Just say they won't hire you until you get a haircut. When this is the case, the unemployment office cannot cut off your payments or your hair. They also cannot make you accept a job you do not want. Tell them any job offer you get is not challenging enough for your talents. Unemployment can be collected for six months before payments are terminated. Twenty more weeks of slavery and you can go back to maintaining your dignity in the unemployment line. These job insurance payments cannot be taxed and since you are working so few weeks out of each year, your taxable income is at a minimum. Read all the fine print for tax form 1040 and discover all the deductible loopholes available to you. You should wind up paying no taxes at all or having all the taxes that were deducted from your pay reimbursed. Never turn over to the pig government any funds you

can rip off. Remember, it isn't your government, so why submit to its taxation if you feel you do not have representation.

## **PANHANDLING**

The practice of going up to folks and bumming money is a basic hustling art. If you are successful at panhandling, you'll be able to master all the skills in the book and then some. To be good at it requires a complete knowledge of what motivates people. Even if we don't need the bread, we panhandle on the streets in the same way doctors go back to medical school. It helps us stay in shape. Panhandling is illegal throughout Pig Empire, but it's one of those laws that is rarely enforced unless they want to "clean the area" of hippies. If you're in a strange locale, ask a fellow panhandler what the best places to work are without risking a bust. Do it in front of supermarkets, theaters, sporting events, hip dress shops and restaurants. College cafeterias are very good hunting grounds.

When you're hustling, be assertive. Don't lean against the wall with your palm out mumbling "Spare some change?" Go up to people and stand directly in front of them so they have to look you in the eye and say no. Bum from guys with dates. Bum from motherly looking types. After a while you'll get a sense of the type of people you get results with.

Theater can be real handy. The best actors get the most bread. Devising a street theater skit can help. A good prop is a charity canister. You can get them by going to the offices of a mainstream charity and signing up as a collector. Don't feel bad about ripping them off. Charities are the biggest swindle around. 80% or more of the funds raised by honky charities go to the organization itself. New fancy cars for the Red Cross, inflated salaries for the executives of the Cancer Fund, tax write-offs for Jerry Lewis. You get the picture. A good way to work this and keep your karma in shape is to turn over half to a revolutionary groups such as your local underground. Remember, fugitives from injustice depend on you to survive. Be a responsible member of our nation. Support the only war we have going!

## **RIP-OFFS**

If you are closing out your checking account, overdraw your account by \$10.00. The bank won't bother chasing you down for a lousy 10 bucks.

Call the telephone operator from time to time and tell her you lost some change in a pay phone. They will mail you the cash.

You can get \$150 to \$600 in advance by willing your body to a University medical school. They have you sign a lot of papers and put a tattoo on your foot. You can get the tattoo removed and sell your body to the folks across the street. The universities can be ripped off by enrolling, applying for a loan and bugging out

after the loan comes through. This is a lot easier than you might imagine and you can hit them for up to \$2,500 with a good enough story.

Put a number 14 brass washer in a newspaper vending machine and take out all the papers. Stand around the corner or go into the local bar and sell them. You often get tipped. Don't do this with underground papers. Remember they're your brothers and sisters.

The airlines will give you \$250 for each piece of luggage you lose when flying. The following is a good way to lose your luggage. When you get off a plane, have a friend meet you at the gate. Give him your luggage claim stubs and arrange to meet at a washroom or restaurant. Your friend picks up the bags and takes them out of the baggage room. Before he leaves the airport, he turns over the stubs to you at your prearranged rendezvous. You casually wander over to the baggage department and search for your elusive luggage. When all the baggage has been claimed, file a complaint with the lost and found department. They'll have you fill out a form, explain that it probably got misplaced on another carrier and promise to send it to you as soon as it is located. In a month you'll receive a check for \$250 per bag. Enjoy your flight.

## **THE INTERNATIONAL YIPPIE CURRENCY EXCHANGE**

Every time you drop a coin into a slot, you are losing money needlessly. There is at least one foreign coin that is the same size or close enough that will do the trick for less than a penny. The following are some of the foreign currencies that will get you that Coke, call or subway ride.

### **Quarter Size Coins**

- **URUGUAYAN 10 CENTISIMO PIECE**
  - works in many soda and candy machines, older telephones (3 slot types), toll machines, laundromats, parking meters, stamp machines, and restroom novelty machines. Works also in some electric cancerette machines but not most mechanical machines.
- **DANISH 5 ORE PIECE**
  - works in 3 slot telephones, toll machines, laundromats, automats, some stamp machines, most novelty machines, and the Boston Subway. Does not work in soda or cancerette machines.
- **PERUVIAN 20 CENTAVO PIECES**
  - works in new (one slot) telephone and some electric cancerette machines, but does not work as many places in the Uruguay, Danish and Peruvian coins.
- **ICELANDIC 5 AURAN PIECE**
  - most effective quarter in the world, even works in change machines. Unfortunately, this coin is practically impossible to get

outside of Iceland and even there, it is becoming difficult since the government is attempting to remove it from circulation.

### **Dime Size Coins**

- MALAYSIAN PENNY
  - generally works in all dime slots, including old and new telephones, candy machines, soda machines, electric machines, stamp machines, parking meters, photocopy machines, and pay toilets. Does not work in some newer stamp dispensers, and some mechanical cancerette machines.
- TRINIDAD PENNY
  - generally works the same as Malaysian Penny.

### **New York Subway Tokens**

- DANISH 25 ORE PIECE
  - works in 95% of all subway turnstiles. A very safe coin to use since it will not jam the turnstile. It is 5/1000th of an inch bigger than a token.
- PORTUGUESE 50 CENTAVO PIECE
  - the average Portuguese Centavo Piece is 2/1000th of an inch smaller than a token.
- JAMAICAN HALF PENNY, BAHAMA PENNY and AUSTRALIAN SCHILLING
  - these coins are 12/1000th to 15/1000th of an inch smaller than token. They work in about 80% of all turnstiles. We have also had good success with FRENCH 1 FRANC PIECE (WWII issue), SPANISH 10 CENTAVO PIECE NICARAGUAN 25 CENTAVO PIECE.

All of the coins listed have a currency value of a few cents, with most less than one penny. Foreign coins work more regularly than slugs and are non-magnetic, hence cannot be detected by "slug detector machines." Also unlike slugs, although they are illegal to use in machines, they are perfectly legal to possess and exchange.

Large coin dealers and currency exchanges are generally uptight about handling cheap foreign coins in quantity since they don't make much profit and are subject to certain pressures in selling coins that are the same size as American coins or tokens.


People planning trips to European or South American countries should bring back rolls of coins as souvenirs or for use in "coin jewelry."

If you do not plan to travel, a small coin store which is cool about selling to the public is located on the Lower East Side at 191 East Third Street, New York City. When their phone works, the number is 475-9897.

Washers are the most popular types of slugs. You can go to any hardware store and match them up with various coins. Sometimes you might have to put a small piece of scotch tape over one side of the hole to make it more effective. Each washer is identified by its material and number, i.e. No. 14 brass washer with scotch tape on one side is a perfect dime. When you get the ones you want, you can buy thousands for next to nothing (especially at industrial supply stores) and pass them out to our friends.

Xerox copies of both sides of a dollar bill, carefully glued together, work in most machines that give you change for a dollar. Excuse us, there is a knock at the door. . .Fancy that! It's the Treasury Department. Wonder what they want?





**FREE DOPE**

**BUYING, SELLING AND GIVING IT AWAY**



As you probably know, most dope is illegal, therefore some risks are always involved in buying and selling. "Eternal vigilance and constant mobility are the passwords of survival," said Che Guevara, and nowhere do they apply more than in the world of dope. If you ever have the slightest doubt about the person with whom you're dealing-DON'T.

## Buying

In the purchasing of dope, arrests are not a problem unless you're the fall guy for a bust on the dealer. The major hazard is getting burned. Buy from a friend or a reputable dealer. If you have to do business with a stranger, be extra careful. Never front money. One of the burn artist's tricks is to take your money, tell you to wait and split with your dough. There are various side show gimmicks each burn artist works. The most common is to ask you to walk with them a few blocks and then stop in front of an apartment building. He then tells you the dope is upstairs and asks you to hand over the money in advance. He explains that his partner is the real uptight 'cause they were raided once and won't let anybody in the pad. He takes your dough and disappears inside the building. Out the back door or up to the roof and into his getaway helicopter. You are left on the sidewalk with anxious eyes and that "can this really be happening to me" feeling.

Another burn method is to substitute oregano, parsley or catnip for pot, camel shit for hash, saccharin or plain pills for acid. If you got burned for heroin or speed, you're better off being taken, because these are body-fuck drugs that can mess you up badly. The people that deal them are total pigs and should be regarded as such. When you're buying from strangers, you have a right to sample the merchandise free unless it's coke. Check the weight of grass with a small pocket scale. Feel the texture and check out how well it has been cleaned of seeds and twigs. Smoke a joint that is rolled from the stuff you get. Don't accept the dealer's sample that he pulled out of his pocket. When you are buying a large amount of acid, pick a sample. You should never buy acid from a stranger as it is too easy a burn.

If you buy cocaine, bring along a black light. Only the imparities glow under its fluorescence, thus giving you an idea of the quality of the coke. Make sure it's the real thing. Sniffing coke can perforate your nasal passages, so be super moderate. Too much will kill you. A little bit goes a long way.

## Selling

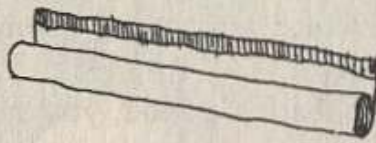
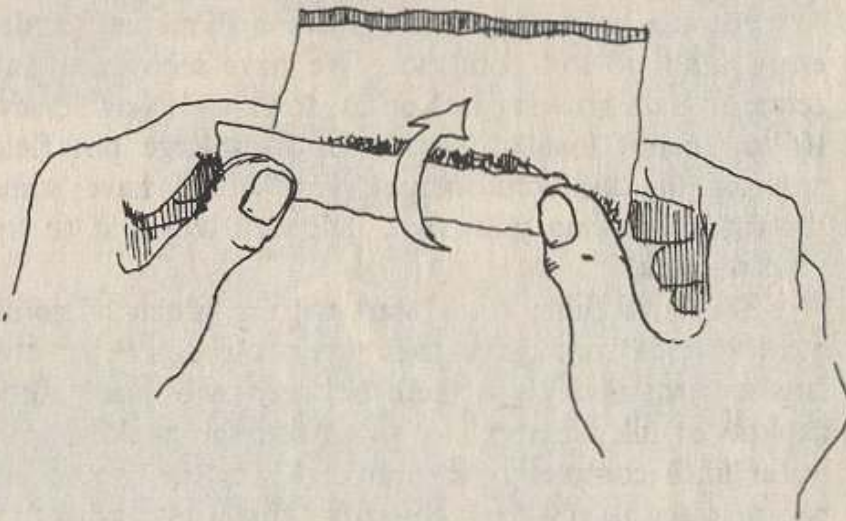

Dealing, although dangerous, is a tax-free way of surviving even though it borders on work. The best way to start is to save up a little bread and buy a larger quantity than you usually get. Then deal out smaller amounts to your friends. The fewer strangers you deal with, the safer you are. The price of dope varies with the amount of stuff on the market in your area, the heat the narks are bringing down and the connections you have. A rough scale, say, for pot is \$20

an ounce, \$125 a pound and \$230 a kilo (2.2 pounds). The price per ounce decreases depending on the amount you get. It's true you make more profit selling by the ounces, but the hassle is greater and the more contacts you must make increases the risk. Screwing your customers will prove to be bad karma (unless you consider dying groovy), so stick to honest dealing. Never deal from your pad and avoid keeping your stash there. Get into searching out the best markets which are generally in California, given its close proximity to good ol' Mexico. Kansas is a big distribution center for Mexican grass, too. You can ship the stuff (safer than carrying) via air freight anywhere in the country for about \$30 a trunk. Keep the sending and receiving end looking straight. We have one friend who wears a priest's outfit to ship and receive dope. In fact, every time we see nuns or priests on the street, we assume they're outlaws just on their way to the next deal or bombing. For all we know, the church actually is nothing but a huge dope ring in drag. Anybody gotten high off communion wafers lately?

When you talk about deals on the phone, be cool. Make references to theater tickets or subscriptions. Don't keep extensive notes on your activities and contacts. Use code names where you can. Never deal with two other people present. Only you and the buyer should be in the immediate vicinity. Narks make busts in pairs so one can be the arresting officer and the other can be a court witness. Dealing is a paradox of unloading a good amount of shit but not trying to move too fast; of making ne contacts but being careful of strangers; of dealing high quality and low prices; and of being simultaneously bold and cautious. If you get nabbed, get the best lawyer who specializes in dope busts. First offenders rarely end up serving time, but it's a different story for repeaters. Know how punitive the courts are and which judges and prosecutors can be bought off. Never deal in the month before an election. For complete information on how to avoid getting busted and what to do if busted, read *The Drug Bust* (listed in appendix).

### Giving It Away

Giving dope away can be a real mind-blower. Every dealer should submit to voluntary taxation by the new Nation. If you are a conscientious dealer, you should be willing and eager to give a good hunk of your stash away at special events or to groups into free distribution. You should also be able to give bread to bust trusts set up to bail out heads unable to get up the ransom money the whisky lush courts demand. Many groups have done huge mailings of joints to all sorts of people. A group in New York mailed 30,000 to people in the phone book on one Valentine's Day. A group in Los Angeles placed over 2,000 joints in library books and then advised kids to smoke a book during National Library Week. Be cool about even giving stuff away since that counts as dealing in most states. John Sinclair, Chairman of the White Panther Party, is serving 9½ to 10 years for giving away two joints.



*Avoid all needle drugs – the only dope worth shooting is  
Richard Nixon*

## **GROW YOUR OWN**

Pot is a weed and as such grows in all climates under every kind of soil condition. We have seen acres and acres of grass growing in Kansas, Iowa and New Jersey. If you're not located next door to a large pot field growing in the wild, maybe you would have some success in growing your own. It's well worth it to try your potluck!

The first thing is to start with a bunch of good-quality seeds from grass that you really dig. Select the largest seeds and place them between two heavy-duty napkins or ink blotters in a pan. Soak the napkins with water until completely saturated. Cover the top of the pan or place it in a dark closet for three days or until a sprout about a half inch long appears from most of the seeds.

During this incubation period, you can prepare the seedling bed. Use a low wooden box such as a tomato flat and fill it with an inch of gravel. Fill the rest of the box with some soil mixed with a small amount of fertilizer. Moisten the soil until water seeps out the bottom of the box, then level the soil making a flat surface. With a pencil, punch holes two inches apart in straight rows. You can get about 2 dozen in a tomato flat.

When the incubation period is over, take those seeds that have an adequate sprout and plant one in each hole. The sprout goes down and the seed part should be a little above ground. Tamp the soil firmly (do not pack) around each plant as you insert the sprouts.

The seedlings should remain in their boxes in a sunny window until about mid-May. They should receive enough water during this period to keep the soil moist. By the time they are ready to go into the ground, the green plants should be about six to eight inches tall.



*My, won't the folks at the Horticultural Show be amazed*



If it is late winter or early spring and you have a plot of land that gets enough sun and is sheltered from nosy neighbors, you should definitely grow grass in the great outdoors.

One idea is to plant sunflowers in your garden as these grow taller than the pot plants and camouflage them from view. The best idea is to find some little-used field and plant a section of it.

Prepare the land the way you would for any garden vegetable. Dig up the ground with a pitchfork or heavy duty rake, removing rocks. Rake the plot level and punch holes in the soil about three inches deep and about two feet apart in the same way you did in the seedling boxes. Remove the young plants from the box, being careful not to disturb the roots and keeping as much soil intact as possible. Transplant each plant into one of the punched-out holes and firmly press the soil to hold it in place. When all the plants are in the ground, water the entire area. Tend them the way you would any other garden. They should reach a height of about six feet by the end of the summer and be ready to harvest.

If you don't have access to a field, you can grow good stuff right in your own closet or garage using artificial lighting. Transplant the plants into larger wooden boxes or flower boxes. Be sure and cover the bottom of each box with a few inches of pebbles or broken pottery before you add the soil. This will insure proper drainage. Fertilize the soil according to the instructions on the box and punch out holes in much the same way you would do if you were growing outside. After the young plants have been transplanted and watered thoroughly, you will have to rig up a lighting system. Use blue light bulbs, which are available at hardware stores for the first thirty days. These insure a shorter, sturdier stalk. Leave the lights on 24 hours a day and place them about a foot above the tops of the plants. If the plants begin to feel brittle or turn yellow at the edges, then the temperature is too hot. Use less illumination or raise the height of the lamp if this occurs.

After the first thirty days, change to red bulbs and cut down the lighting time to 16 hours a day. After a week, reduce the time to 14 hours and then on the third week to 12 hours. Maintain this lighting period until the plants flower. The female plants have a larger and heavier flower structure and the males are somewhat skimpy. The female plant produces the stronger grass and the choicest parts are the top leaves including the flowers.

Inside or outside, the plants will be best if allowed to reach maturity, although they are smokeable at any point along the way. When you want to harvest the crop, wet the soil and pull out the entire plant. If you want to separate the top leaves from the rest, you can do so and make two qualities of grass. In any event, let the plants dry in the sun for two weeks until they are thoroughly dried

out. If you want to hurry the drying process, you can do it in an oven using a very low heat for about twenty minutes. After you've completed the drying, you can "cure" the grass by putting the plants in plastic bags and sprinkling drops of wine, rum or plain booze on them. This greatly increases the potency.

There are two other ways that we know work to increase the potency of grass you grow or buy. One consists of digging a hole and burying a stash of grass wrapped in a plastic bag. A few months in the ground will produce a mouldy grass that is far fuckin' out. A quick method is to get a hunk of dry ice, put it in a metal container or box with a tight lid (taping the lid airtight helps), and sprinkling the grass on top. Allow it to sit tightly covered for about three days until all the dry ice evaporates.

## **ASSORTED FREEBIES**

### **LAUNDRY**

Wait in a laundromat. Tell someone with a light load that you'll watch the machine for them if you can stick your clothes in with theirs.

### **PETS**

Your local ASPCA will give you a free dog, cat, bird or other pet. Have them inspect and inoculate the animal which they will do free of charge. You can get free or very cheap medical care for your pet at a school for veterinary medicine.

Underground newspapers often carry a free-pets column in the back pages. Snakes can be caught in any wooded area and they make great pets. You can collect insects pretty easy. Ants are unbelievable to watch. You can make a simple 3/4 inch wide glass case about a foot high, fill it with sand and start an ant colony. A library book will tell you how to care for them.

Every year the National Park Service gives away surplus elks in order to keep the herds under its jurisdiction from outgrowing the amount of available land for grazing. Write to: Superintendent, Yellowstone National Park, Yellowstone, Wyoming 83020. You must be prepared to pay the freight charges for shipping the animal and guarantee that you can provide enough grazing land to keep the big fellow happy.

Under the same arrangement the government will send you a Free Buffalo. Write to: Office of Information, Department of the Interior, Washington, D.C. 20420. So many people have written them recently demanding their Free Buffalo, that they called a press conference to publicly attack the Yippies for creating chaos in the government. Don't take any buffalo shit from these petty bureaucrats, demand the real thing. Demand your Free Buffalo.





*Oh wow! Where'd you get that cute little free buffalo?*

You can get a free 16mm movie about parakeets called "More Fun with Parakeets," by writing to: R.T. French Co., 9068 Mustard St., Rochester, New York 14609. This great film won an Academy Award for best picture of 1793.

## **POSTERS**

Beautiful wall posters are available by writing to the National Tourist Agencies of various countries. Most are located between 42nd and 59th Streets on Fifth Ave. in New York City. You can find their addresses in the New York Yellow Pages under both National Tourist Agencies and Travel Agencies. There are over fifty of them. Prepare a form letter saying you are a high school geography teacher and would like some posters of the country to decorate your classroom. In a month you will be flooded with them. Airline companies also have colorful wall posters they send out free.

## **SECURITY**

For this trick you need some money to begin with. Deposit it in a bank and return in a few weeks telling them you lost your bank book. They give you a card to fill out and sign and in a week you will receive another book. Now withdraw your money, leaving you with original money and a bank book showing a balance. You can use this as identification to prevent vagrancy busts when traveling, as collateral for bail, or for opening a charge account at a store.

Another trick is to buy some American Travelers Checks. Wait a week and report your checks lost. They'll give you new ones to replace the missing ones. You spend your new checks and keep the ones you reported lost as security. This security is great for international travel especially at border crossings. If you want, you can spend the Travelers Checks by giving them to a friend to forge your name. Before you call the office to report the loss, call the police station and say you were mugged and your wallet was stolen. The agency always asks if you have reported the lost checks to the police, so you can safely answer yes. Never do this for more than five hundred dollars and never more than once with any one company.

## **POSTAGE**

When mailing to the same city, address the envelope or package to yourself and put the name of the person you are sending it to where the return address generally goes. Mail it without postage and it will be "returned" to the sender. Because almost all letters are machine processed, any stamp that is the correct size will pass. Easter Seals and a variety of other type stamps usually get by the electronic scanner. If you put the stamp on a spot other than the far upper right corner, it will not be cancelled and can be used again by the person who gets your letter. If you have a friend working in a large corporation, you can run your organization's mail through their postage meter.

Those ridiculous free introductory or subscription type letters that you get in the mail often have a postage-guaranteed return postcard for your convenience. The next one you get, paste it on a brick and drop it in the mailbox. The company is required by law to pay the postage. You can also get rid of all your garbage this way.

## **MAPS**

You can get a free full-color World Atlas by writing to Hammond Inc. Maplewood, New Jersey 07040.

## **MINISTRY**

Unquestionably one of the best deals going is becoming a minister in the Universal Life Church. They will send you absolutely free, bona fide ordination papers. These entitle you to all sorts of discounts and tax exemptions. Right now, sit down and write to Universal Life Church Inc., 601 3rd St., Modesto, California 95351. Try cutting out the card on the following page and laminate it. Let us know how it works out.

## **ATROCITIES**

Join the Army!

## **VETERAN'S BENEFITS**

Write to the Veteran's Administration Information Service, Washington, D.C. 20420 asking them for the free services they provide for veterans. Send fifteen cents to the Government Printing Office for their booklet Federal Benefits Available to Veterans and Their Dependents.

## **WATCH**

A \$330 Bulova sport timer accurate to 1/10 of a second will be lent free to judges and referees to time any amateur sporting event. Call your local authorized Bulova dealer and get one lent to you under a phony name. Tell them you want to time an orgy.

## **VACATIONS**

There are many ways to take a free vacation, but here's one you might not have considered. It's an all-expenses paid trip to Las Vegas for absolutely nothing. Call a travel agent and request information about Las Vegas gambling junkets (you'll probably have to hunt around because this practice is being curtailed). Different hotels have different deals, but the average one runs something like this: If you agree to buy \$500 worth of chips that can only be spent on gambling tables of the host hotel, they will fly you round trip, pay all hotel and food bills and provide you with a rented car. Go with a close friend and check into the hotel. Once at the roulette or craps table, you and your friend bet the same amount of chips against each other on even-paying chances. For example, he would bet on red and you on black. When either of you wins, you keep the house chips; when you lose, turn in the specially marked chips that cannot be cashed in. What you are

doing is simply exchanging the chips you came with for house chips that you can cash in for real dough. Theoretically your two vacations should cost \$23.00 if you do the betting at the crap table and \$52.00 if you bet even chances at roulette. That is because the house wins if 0 or 00 comes up in roulette and if 12 comes up on the first roll of the dice, but it sure is a hell of a vacation for two for \$23.00, and you get free champagne on some flights.

You can get half a vacation free by going to the Amerikan Embassy or Consulate in the country you find yourself in and claim that you're destitute. There is a law on the books that says they have to send you away, but be persistent. Make up a story about how your parents are away from home traveling. Say you got mugged or something and you are about to go to the newspapers with your story. Eventually they'll get you a free plane ticket. They stamp your passport invalid though, and you have to pay the government back before you can use it again.

## **DRINKS**

When hitching, it's a good idea to carry a bottle opener and a straw. You take the caps off soda bottles while they're still in the machine and drink them dry without ever touching the bottle.

## **BURIALS**

For ways to avoid the high cost of dying in Amerika, write to: Continental Association, 39 East Van Buren St., Chicago, Ill. 60605. Send them \$1.00 for the Manual of Simple Burial and 25¢ for a list of Memorial Associates.

## **ASTRODOME PICTURES**

Don't you just have to have a huge, glossy color photo of Houston's famed Astrodome to show all your friends? Use the teacher bit and write to: Greater Houston Convention and Visitors Council, 1600 Main St., Houston, Texas 77002.


## **DIPLOMA**

Above the paper towel dispenser in a service station restroom was written: "San Francisco State Diplomas." If you really need a college or a high school diploma, send \$2.00 to Glenco, Box 834, Warren, Michigan 48090. They send you one that looks real authentic. It ain't Harvard, but it looks good enough to frame and put on your wall.


## **TOILETS**

Sneak Under!

# FIGHT!







*Candid shot of entire Daily News staff meeting a deadline.*

**Tell It All, Brothers and Sisters**

## **STARTING A PRINTING WORKSHOP**

Leaflets, posters, newsletters, pamphlets and other printed matter are important to any revolution. A printing workshop is a definite need in all communities, regardless of size. It can vary from a garage with a mimeograph machine to a mammoth operation complete with printing presses and fancy photo equipment. With less than a hundred dollars and some space, you can begin this vital service. It'll take a while before you get into printing greenbacks, phony identification papers and credit cards like the big boys, but to walk a mile you must start with one step as Gutenberg once said.

### **Paper**

The standard size for paper is 8½" x 11". It comes 500 sheets to a "ream" and 10 reams to a case. You want a 16-20 bond weight sheet. The higher weights are better if you are printing on both sides. You can purchase what are termed "odd lots" from most paper companies. This means that the colors will be assorted and some sheets will be frayed at the edges or wrinkled. Odd lots can be purchased at great discounts. Some places sell paper this way for 10% of the original price and for leaflets, different colors help. Check this out with paper suppliers in your area.

### **Ink**

Inks come in pastes and liquids and are available in stationary stores and office supply houses. Each machine requires its own type ink, so learn what works best with the one you have. Colored ink is slightly more expensive but available for most machines.

### **Stencils**

Each machine uses a particular size and style stencil. If you get stuck with the wrong kind and can't get out to correct the mistake, you can punch extra holes in the top, trim them with a scissors if they are too big or add strips of tape to the sides if too narrow.

Be sure and use only the area that will fit on the paper you are using. Most stencils can be used for paper larger than standard size. Stencils will "cut" a lot neater if an electric typewriter is used. If you only have access to a manual machine, remove the ribbon so the keys will strike the stencil directly. A plastic sheet, provided by the supplier, can be inserted between the stencil and its backing to provide sharper cuts by the keys. If you hold the stencil up to a light, you should be able to clearly see the typing. If you can't, you'll have to apply more pressure.



Sketches can be done with a ball point pen or special stylus directly on the stencil. If you're really rushed, or there isn't that much info to get on the leaflet, you can hand-print the text using these instruments. Take care not to tear the stencil.

### Mimeograph Machines

The price of a new mimeograph runs from \$200 to \$1200, depending on how sophisticated a machine you need and can afford. A.B. Dick and Gestetner are the most popular brands. Many supply houses have used machines for sale. Check the classified section for bargains. See if any large corporations are moving, going out of business or have just had a fire. Chances are they'll be unloading printing equipment at cheap prices. Campaign offices of losing candidates often have mimeos to unload in November. Many supply houses have renting and leasing terms that you might be interested in considering. Have an idea of the work load and type of printing you'll be handling before you go hunting. Talk to someone who knows what they're doing before you lay down a lot of cash on a machine.

### Duplicators

We prefer duplicators to mimeos even though the price is a little higher. They work faster, are easier to operate and print clearer leaflets. The Gestetner Silk Screen Duplicator is the best bet. It turns out stuff almost as good as offset printing. You can do 10 thousand sheets an hour in an assortment of colors.

### Electronic Stencils

If you use electronic stencils you can do solid lettering, line drawings, cartoons and black and white pictures with good contrast. To make an electronic stencil, you map out on a sheet of paper everything you want printed. This is a photo process, so make sure only what you want printed shows up on the sheet. You can use a light blue pencil for guide lines as it won't photograph, but be neat anyway. Printing shops will cut a stencil on a special machine for about \$3.00.

The Gestefax Electronic Stencil Cutter can be leased or rented in the same way as the duplicator. If you are doing a lot of printing for a number of different groups, this machine will eliminate plenty of hassle. The stencils cost about 20¢ each and take about fifteen minutes to make.

If you have an electronic stencil cutter, duplicator, electric typewriter and a cheap source of paper, you can do almost any printing job imaginable. Have a dual rate system: one for community groups and another for regular business orders. You can use the profits to go towards the purchasing of more equipment and to build toward the day when you can get your own offset press.

## Silk Screening

Posters banners and shirts that are unbelievable can be printed by this exciting method. The process is easy to learn and teach. You'll need a fairly large area to work in since the posters have to be hung up to dry. Pick up any inexpensive paperback book on silk screening. The equipment costs less than \$50.00 to begin. Once you get good at it, you can print complicated designs in a number of different colors, including portraits.

## **UNDERGROUND NEWSPAPERS**

Food conspiracies, bust trusts, people's clinics and demonstrations are all part of the new Nation, but if asked to name the most important institution in our lives, one would have to say the underground newspaper. It keeps tuned in on what's going on in the community and around the world. Values, myths, symbols, and all the trappings of our culture are determined to a large extent by the underground press. Each office serves as a welcome mat for strangers, a meeting place for community organizers and a rallying force to fight pig repression. There are probably over 500 regularly publishing with readerships running from a few hundred to over 500,000. Most were started in the last three years. If your scene doesn't have a paper, you probably don't have a scene together. A firmly established paper can be started on about \$2,500. Plan to begin with eight pages in black and white with a 5,000 copy run. Each such issue will cost about \$300 to print. You should have six issues covered when you start. Another \$700 will do for equipment. Offset printing is what you'll want to get from a commercial printing establishment.

You need some space to start, but don't rush into setting up a storefront office until you feel the paper's going to be successful. A garage, barn or spare apartment room will do just fine. Good overhead fluorescent lighting, a few long tables, a bookcase, desk, chairs, possibly a phone and you are ready to start.

Any typewriter will work, but you can rent an IBM Selectric typewriter with a deposit of \$120.00 and payments of \$20.00 per month. Leasing costs twice as much, but you'll own the machine when the payments are finished. The Selectric has interchangeable type that works on a ball system rather than the old-fashion keys. Each ball costs \$18.00, so by getting a few you can vary the type the way a printer does.

A light-table can make things a lot easier when it comes to layout. Simply build a box (3' x 4' is a good size, but the larger the better) out of ½" plywood. The back should be higher than the front to provide a sloping effect. The top should consist of a shelf of frosted glass. Get one strong enough to lean on. Inside the box, attach two fluorescent light fixtures to the walls or base. The whole light table should cost less than \$25.00. That really is about all you need, except someone with a camera, a few good writers who will serve as reporters, an artistic person

to take care of layout, and someone to hassle printing deals, advertising and distribution. Most people start by having everyone do everything.

## Layout

A tabloid size paper is 9 7/8" x 14 5/8" with an inch left over on each side for margins. Columns typically are 3 1/4" allowing for three per page. Experience has found that this size is easy to lay out and more importantly, easy to read. There is an indirect ratio between readability and academic snobbishness. Avoid the textbook look. Remember, the New York Times in its low form represents the Death Kulture.

Start off with a huge collection of old magazines and newspapers. You can cut up all sorts of letters, borders, designs and sketches and paste them together to make eye-catching headlines. Sheets of headline type are available in different styles from art stores for \$1.25 a sheet. Buy one of each type and then photograph several copies of each, bringing the price way down. The basic content in the prescribed column size should be banged out on the IBM. The columns can be clipped together with a clothespin to avoid confusion. Use a good heavy bond white opaque paper.

All black and white photographs from newspapers and magazines can be used directly. Color pictures can also be used but it's tricky and you'll have to experiment a little to get an understanding of what colors photograph poorly. Glossy black and white photographs must be shot in half tones to keep the grey areas. You can have them processed at any photo lab. You might also need the photo lab for enlargements or reductions, so make contact and establish a good working relationship.

An Exacto knife is available for 29¢ and you can get a package of 100 blades for \$10.00. A few metal rulers, a good pair of scissors, some spray adhesive or rubber cement and you're ready to paste the pages that will make up the "dummy" that goes to the printer. Each page is laid out on special layout sheets with faint blue guide lines that don't photograph. Any large art supply store sells these sheets and all the other supplies.

By working over a light-table, the paste-up can be done more professionally. Experiment with many different layouts for each page before finally pasting up the paper. Don't have a picture in the corner and the rest solid columns. Print can be run over pictures and sketches by preparing two sheets for that page and shooting background in half-tones. The columns don't have to be run straight up and down, but can run at different angles. The most newsworthy articles should be towards the front of the paper. The centerfold can be treated in an exciting manner. A good idea is to do the centerfold so that it can be used as a poster to put on a wall after the paper is read. If you have ads, they should be kept near the back. The masthead, which gives the staff, mailing address, and similar info,

goes near the front. Your focus should be the local activities. A section should be reserved for a directly of local services and events. People giving things away should have a section. The rest really depends on the life style and politics of the staff.

National stories can be supplied by one or more of the news services. Nothing in the underground press is copyrighted, so you can reprint an interesting article from another paper. It's customary to indicate what paper printed it first, or news service it was sent out by. Any underground paper has permission to reprint hunks of this book.

## Ads

Most papers find it necessary to get some advertising to help defray the production costs. Some rely totally on subscription; some are outgrowths of organizations and still others are printed up and just handed out free. The ones with ads seem to have the longest life. Make up an ad rate before you put out the first issue. Ads are measured in inches of length. The width is understood by everyone to be the width of the column. If you use the 3¼" column, however, you'll want to let potential advertisers know you have wide columns.

The way to arrive at a reasonable rate is to estimate the total budget for each issue (adding some for overhead and labor), then each page and finally each column inch. After a little arithmetic you can get a good estimate of your printing cost per inch. Using our figures throughout this section, it should come to about \$2.00 per inch. Double this figure and you'll arrive at the correct rate per advertising inch-\$4.00. There should be special lower rates for large ads, such as half or full pages. There should also be a special arrangement for a continuous subscriber. If you have a classified section, another rate based on number of words or lines is constructed. A service charge is fixed if you make up the ad layout rather than the advertiser. The whole formula should be worked out and printed up before you lay out the first issue.

The best place to get advertising is locally. Theaters, hip clothing stores, ice cream parlors, and record stores are among the type of advertisers you should approach. After you build up a circulation, you might want to seek out national advertisers. The Underground Press Syndicate, Box 26, Village Station, New York, NY 10014, can be joined for \$25.00, no dues thereafter. They try to get national ads for you in addition to sending out a newsletter, a news service, and making sure you get free subscriptions to the other underground papers. The U.P.S. can also do many other things for you, like list you in their directory, obtain legal advice, and bring you together with other underground papers for mutual benefit and defense. Another way to get national advertising is to see who tends to advertise in other underground papers. Send the publicity department of these companies letters and samples of your paper. Never let ads make up more than half the paper.

## Distribution

At the beginning you should aim for a bi-weekly paper with a gradual increase in the number of pages. The price should be about 25¢. Check out the local laws about selling papers on the street. It's probably allowed and is a neat way to get the paper around. Give half to the street hawkers. Representatives at high schools and colleges should be sought out. Bookstores and newsstands are good places to distribute. After your paper gets going well, you might try for national distribution. The Cosmep Newsletter is put out by the Committee of Small Magazines, Editors and Publishers, PO Box 1425, Buffalo, NY 14214. In addition to good tips if you want to start a small literary magazine or publish your own book, they provide an up-to-date list of small stores around the country that would be likely to carry your paper. Subscriptions should be sought in the paper itself. If you get a lot, check out second class mailing privileges. UPS can help with out-of-city distribution.

If you're in a smaller town, you might have to shop around or go to another city to get printing done. Many printers print only pig swill, which brings up the point of getting busted for obscenity which can be pretty common. You probably should incorporate, but contact a sympathetic lawyer before you put out your first issue. During the summer there are usually a few alternative media conferences organized by one group or another. You can pick up valuable information and exchange ideas at these gatherings. UPS and the news services will keep you posted. Good luck and write on!

## HIGH SCHOOL PAPERS

The usual high school paper is run by puppet lackeys of the administration. It avoids controversy, naughty language, and a host of other things foreign to the 4-H Club members the school is determined to mass produce. The only thing the staff is good at is kissing the principal's ass. Let's face it, the aim of a good high school newspaper should be to destroy the high school. Publishing and distributing a heavy paper isn't going to earn you the Junior Chamber of Commerce good citizenship award. You might have to be a little mysterious about who the staff is until you understand the ground rules and who controls the ballpark¾the people or the principal.

Many schools do not allow papers to be handed out on the school premises. These cases are generally won by the newspapers that take the school to court. You can challenge the rule and make the administration look like the dinosaurs they are by distributing sheets of paper with only your logo and the school rule printed. By gaining outside publicity for the first distribution of the paper, you might put the administration up tight about clamping down on you. It might be difficult to explain in civics class when they get to the freedom of the press stuff. Your paper should have one purpose in mind¾to piss off the principal and radicalize the students. If you run into problems, seek out a sympathetic lawyer.



A heavier scene than even the high schools exists in No-No Land of the military. None-the-less, against incredible odds, courageous G.I.'s both here and overseas have managed to put out a number of underground newspapers. If you are a G.I. interested in starting a paper, the first thing to do is seek out a few buddies who share your views on the military and arrange a meeting, preferably off the base. Once you have your group together, getting the paper published will be no problem. Keeping your staff secret, you can have one member contact with someone from a G.I. coffee house, anti-war organization or nearby underground newspaper. This civilian contact person will be in a position to raise the bread and arrange the printing and distribution of the paper. You can write one of the national G.I. newspaper organizations listed at the end of this section if you are unable to find help locally. The paper should be printed off the base. Government equipment should be avoided.

Correspondence and subscriptions can be solicited through the use of a post office box. Such a box is inexpensive and secret (at least that's what the G.I. papers now publishing report) from military snoopers up tight about bad publicity if they get caught spying. If you are mailing the paper to other G.I.'s use first class mail and a plain envelope. This is advice to anybody sending stuff to a G.I. The mail is handled by "lifers" who will report troublemakers to their C.O. (Commanding Officer) if they notice anti-war slogans on envelopes or dirty commie rags coming their way.

You'll want to publish stuff relevant to the lives of the G.I.'s on your base. News of demonstrations, articles on the war, racism, counter-culture and vital info on how to bug the higher-ups and get out of the military service are all good. Get samples of other newspapers already in operation to get the flavor of writing that has become popular.

Distributing the paper is really more of a problem than the publishing. Here you run smack into Catch 22, which says, "no printed matter may be distributed on a military base without prior written permission of the commanding officer." No such permit has been granted in military history. A few court battles have had limited success and you should go through the formality of obtaining a permit. Send the first issue of the paper to your C.O. with a cover letter stating where and when you intend to distribute the paper on the base. In no part of the application should you list your names. Have a civilian, preferably a civil liberties lawyer, sign the declaration of intent. If more info is requested, go over it with the lawyer before responding, Natch, they're going to want to know who you are and where you get your bread, but fuck 'em. Whether or not you get a permit or have a successful court battle is pretty academic. If the military pigs catch you handing out an underground paper on the base, you're headed for trouble. Use civilian volunteers from your local peace group in as many public roles as possible. They'll be glad to help out.



Print and distribute as many copies as you can rather than concentrating on an expensively printed paper with numerous pages. The very existence of the paper around the base is the most important info the paper can offer. Leave some in mess halls, theaters, benches, washrooms, and other suitable spots. Off base get the paper to sympathetic reporters, coffee houses, colleges and the like. Outside U.S.O. centers and bus terminals are a good place to get the paper out. Rely on donations, so you can make the paper free. Get it together. Demand the right to join the army of your choice. The People's Army! As Joe Hill said in one of his songs, "Yes, I'll pick up a gun but I won't guarantee which way I'll point it."

## **NEWS SERVICES**

Aside from UPS, which is the association of papers, there are five news services that we know of that you might be interested in subscribing to for national stories, photos, production ideas, news of other papers and general movement dope. LNS is the best known. It sends out packets once a week that include about thirty pages with original articles, eye-witness reports, reprints from foreign papers and photographs. They tend to be heavily political rather than cultural and view themselves as molders of ideology rather than strictly a service organization of the underground papers. A subscription costs \$15.00 per month, but if you're just starting out they are good about slow payments and such.

You should get in the habit of sending special articles, in particular eye-witness accounts of events that other papers might use, to one or more of the news services for distribution. If you hear of an important event that you would like to cover in your newspaper, call the paper in that area for a quick report. They might send you photos if you agree to reciprocate.

- LIBERATION NEWS SERVICE-160 Claremont Ave., New York, N.Y. 10027 (212) 749-2200
- COLLEGE PRESS SERVICE-1779 Church St., NW, Washington, D.C. 20036 (202) 387-7575
- CHICANO PRESS ASSOCIATION-La Raza, Box 31004, Los Angeles, California 90031
- G.I. PRESS SERVICE-Rm 907, 1029 Vermont Ave., NW, Washington, D.C. 20005
- FREE RANGER INTERTRIBAL NEWS SERVICE-Box 26, Village Station, N.Y., N.Y. 10014 (212) 691-6973

A complete and up-to-date list of G.I. underground papers can be obtained by writing to G.I. Press Service, 1029 Vermont Ave., NW, Rm 907, Washington, D.C. 20005. G.I. Alliance provides excellent national newsletters with all sorts of ways to fuck up the Army. Write G.I. Alliance, PO Box 9087, Washington, D.C. 20003. The phone is (202) 544-1654. American Serviceman's Union, 156 5th Avenue, New York, N.Y., 10010 will also help, as well as provide legal and medical aid to G.I.'s.

A complete and up to date list of Chicano underground papers can be obtained by writing to Chicano Press Association, La Raza, Box 31004, Los Angeles, California 90031.

The Young Lords Organization paper Palante can be obtained by writing to Young Lords Party, Ministry of Finance, 1678 Madison Ave., New York, N.Y. 10029. It's \$5.75 for 24 issues.

The Black Panther Party paper can be obtained by writing to Black Panther Party, Ministry of Information, Box 2967, Custom House, San Francisco, Calif. 94126. It's \$7.50 for 52 issues.

### **THE UNDERGROUND PRESS**

- ALBION'S VOICE, Box 9033, Savannah, Ga. 31401 \$4/yr.
- AMAZING GRACE, 212 W. College Ave. Tallahassee, Fla. \$6/26 issues.
- ANGRY CITY PRESS, 14016 Orinoco Ave., E. Cleveland, Ohio 44112
- ANN ARBOR ARGUS, 708 Arch St., Ann Arbor, Mich. 48104 \$3/yr.
- AQUARIAN ORACLE, 8003 Santa Monica Blvd., L.A., Calif. .50/iss.
- AQUARIAN TIMES, 331 Forest Acres Shipping Ctr., Easley, S.C. 29640
- AQUARIAN WEEKLY, 292 Main St., Hackensack, N.J.
- ASTRAL PROJECTION, Box 4383, Albuquerque, N. Mex. 87106
- AUGUR, 207 Ransom Bldg., 115 E. 11th Ave., Eugene, Ore. 97401
- BARD OBSERVER, Box 76, Bard College, Annandale-on-the Hudson, N.Y. 12504
- BERKELEY BARB, Box 1247, Berkeley, Calif. 94715 \$6/yr.
- BERKELEY TRIBE, Box 9049, Berkeley, Calif. 94709 \$8/
- BOTH SIDES NOW, 10370 St. Augustine Rd., Jacksonville, Fla. 32217 \$2/12 iss.
- BROADSIDE/FREE PRESS, Box 65, Cambridge, Mass. 02139 \$4.50/yr.
- BURNING RIVER NEWS, 12027 Euclid Ave., Cleveland, Ohio 44112 \$5/yr.
- CHINOOK, 1452 Pennsylvania St., Denver, Col., 80203 \$6/50 iss.
- THE CLAM COMMUNITY LIBERATOR, Box 13101, St. Petersburg, Fla. 33733
- COME OUT, Box 92, Village Station, New York, N.Y. 10014, \$6.50/12 iss.
- COUNTRY SENSES, Box 465, Woodbury, Conn. 06798 \$5/yr.
- CREEM, 3729 Cass Ave., Detroit, Mich. 48201 \$5/24 iss.
- DAILEY PLANET, Suite 2-3514 S. Dixie Hwy., Coconut Grove, Fla. 33133 \$5/yr.
- DALLAS NOTES, Box 7140, Dallas, Texas 75209 \$5/yr.
- DIFFERENT DRUMMER, Box 2638, Little Rock, Ark. 72203 \$2/14 iss.
- DISTANT DRUMMER, 420 South St., Philadelphia, Pa. 19147 \$7/yr.
- DOOR TO LIBERATION, Box 2022, San Diego, Calif. 92112 \$4/26 iss.
- DWARFF, Box 26, Village Station, N.Y., N.Y. 10014
- EAST VILIAGE OTHER, 20 E. 12 St., N.Y., N.Y. 10003 \$6/yr.

- EL GRITO DEL NORTE, Box 466, Fairview Station, Espanola, N.M. \$4/yr.
- EYE OF THE BEAST, Box 9218, Tampa, Fla. 33604
- FERAFERIA, Box 691, Altadena, Calif. 91001 \$4/13 iss.
- FIFTH ESTATE, 1107 W. Warren, Detroit, Mich. 48201 \$3.75/yr.
- FILMMAKERS NEWSLETTER, 80 Wooster St., N.Y., N.Y. 10012
- FREEDOM NEWS, Box 1087, Richmond, Calif. 94801 \$2.50/12 iss.
- FREE SPAGHETTI DINNER, Box 984, Santa Cruz, Calif. 95060 \$4/yr.
- FREE YOU, 117 University Ave., Palo Alto, Calif. 94301 \$6/yr.
- FUSION, 909 Beacon St., Boston, Mass. 02215 \$5/yr.
- GEST, Box 1079, Northland Center, Southfield, Mich. 48075 \$2/yr.
- GREAT SPECKLED BIRD, Box 54495, Atlanta, Ga. 30308 \$6/yr.
- GREENFEEL, Jms Madison Law Inst., 4 Patchin Pl., N.Y., N.Y. 10011
- GUARDIAN, 32 W. 22 St., N.Y. N.Y. 10010
- HAIGHT-ASHBURY TRIBUNE, 1778 Haight St., San Francisco, Calif. 94117 \$10/yr.
- HARRY, 233 East 25th St., Baltimore, Md., 21218 \$4/yr.
- INDIANAPOLIS FREE PRESS, Box 225, Indianapolis, Ind. 46206 \$5/26 iss.
- INQUISITION, Box 3882, Charlotte, N.C. 28203 \$2/6 iss.
- KALEIDOSCOPE, Box 5457, Milwaukee, Wisc. 53211 \$5/26 iss.
- KUDZU, Box 22502, Jackson, Miss. 39205 \$4/yr.
- LAS VEGAS FREE PRESS, Box 14096, Las Vegas, Nev. 89114 \$7/yr.
- LEFT FACE, Box 1595, Anniston, Ala. 36201
- LIBERATION, 339 Lafayette St., N.Y. 10012
- LIBERATION NEWS SERVICE, 160 Claremont Ave., N.Y. 10027 \$15/mth.
- LIBERATOR, Box 1147, Morgantown, W. Virginia 26505
- LONGBEACH FREE PRESS, 1255 E. 10, Long Beach, Ca. 90813 \$6/25 iss.
- LOS ANGELES FREE PRESS, 7813 Beverly Blvd., Los Angeles, Ca. 90036 \$6/yr.
- MADISON KALEIDOSCOPE, Box 881, Madison, Wisc. 53701 \$5/yr.
- MARIJUANA REVIEW, Calif. Instit. of Arts, 7500 Glenoaks Blvd., Burbank, Calif. 91504
- MEMPHIS ROOT, Box 4747, Memphis, Tenn. 38104 \$3.50/yr.
- METRO, 906 W. Forest, Detroit, Mich. 48202 \$4/yr.
- MODERN UTOPIAN, P.O. Drawer A; Diamond Hts. Sta., S.F., Ca. 94131 \$4/yr.
- MOTHER EARTH NEWS, Box 38 Madison, Ohio 44057 \$5/yr
- NEWS FROM NOWHERE, Box 501, Dekalb, Ill. 60115 \$5/yr.
- NEW PRAIRIE PRIMER, Box 726, Cedar Falls, Iowa 50613 \$4/20 iss.
- NEW YORK HERALD TRIBUNE, 110 St. Marks Place, N.Y. \$5/lifetime
- NOLA EXPRESS, Box 2342, New Orleans, La. 70116 \$3/yr.
- NORTH CAROLINA ANVIL, Box 1148, Durham, N.C. 27702 \$7.50/yr.
- NORTHWEST PASSAGE, Box 105, Fairhaven Sta., Bellingham, Wash. 98225 \$5/yr.

- OLD MOLE, 2 Brookline St., Cambridge, Mass. 02139 \$5/20 iss.
- ORACLE OF SAN FRANCISCO, 1764 Haight St., San Francisco, Ca. 94117
- OTHER SCENES, Box B, Village Station, N.Y. 10014 \$6/yr.
- OTHER VOICE, c/o Why Not Inc., Box 3175, Shreveport, La. 71103 \$5/yr.
- PAPER WORKSHOP, 6 Helena Ave., Larchmont, N.Y. 10538 \$4/yr.
- PEOPLES DREADNAUGHT, Box 1071, Beloit, Wisc.
- PHILADELPHIA FREE PRESS, Box 1986, Philadelphia, Pa. 19105
- PROTEAN RADISH, Box 202, Chapel Hill, N.C. 27514 \$8/yr.
- PROVINCIAL PRESS, Madala Print Shop, Box 1276, Spokane, Wash. 99210 \$5/yr.
- QUICKSILVER TIMES, 1736 R St., N.W. Wash., D.C. 20009 \$8/yr.
- RAG, 2330 Guadalupe, Austin, Tex. 78705 \$7.50/yr.
- RAT, 241 E. 14 St., N.Y. 10009 \$6/yr.
- REBIRTH, Box 729, Phoenix, Ariz. 85001
- RISING UP ANGRY, Box 3746, Merchandise Mart, Chicago, Ill. 60654 \$5/yr.
- ROOSEVELT TORCH, 430 S. Michigan Ave., Chicago, Ill. 60605
- SAN DIEGO STREET JOURNAL, Box 1332, San Diego, Calif. 92112
- SECOND CITY, c/o The Guild, 2136 N. Halsted, Chicago, Ill. 60614 \$6/26 iss.
- SECOND COMING, Box 491 Ypsilanti, Mich. 48197
- SEED, 950 W. Wrightwood, Chicago, Ill. 60614 \$6/yr.
- SPACE CITY, 1217 Wichita, Houston, Tex. 77004
- SPECTATOR, c/o S. Indiana Media Corp., Box 1216, Bloomington, Ind. 47401
- SUNDANCE, 1520 Hill, Ann Arbor, Mich. 48104 \$3.50/yr.
- UPROAR, 44 Wimbleton Lane, Great Neck, N.Y. 11023
- VIEW FROM THE BOTTOM, 632 State St., New Haven, Conn. 06510 \$5/20 iss.
- VORTEX, 706 Mass St., Lawrence, Kansas 66044 \$5/24 iss.
- WALRUS, Box 2307, Sta. A, Champaign, Ill. 61820
- WATER TUNNEL, Box 136, State College, Pa. 16801 \$3/Yr.
- WILLIAMETTE BRIDGE, 6 SW 6th, Portland, Ore. 97209 \$5/26 iss.
- WIN, 339 Lafayette St., N.Y. 10012 \$5/yr.
- WORKER'S POWER, 14131 Woodward Ave., Highland Park, Mich. 48203 \$3.50/yr.

### **USA/UPS ASSOCIATE MEMBERS**

- AKWESASNE NOTES, Roosevelt, N.Y. 13683 .50/iss.
- ALESTLE, c/o Paul Gorden, 7404 Tower Lake, Apt. 1D, Edwardsville, Ill. 62025
- ALLIANCE MAGAZINE, Box 229, Athens, Ohio 45701
- ALL YOU CAN EAT, R.P.O. 4949, New Brunswick, N.J. 08903 \$3/yr.
- ALLTOGETHER, 44208 Montgomery-33 Palm Desert, Calif. \$10/yr.

- ALBION'S VOICE, P.O. Box 9033, Savannah, Ga. 31401 \$4/yr.
- AQUARIAN HERALD, Box 83, Virginia Beach, Va. 23458
- ATLANTIS, 204 Oxford, Dayton, Ohio
- BOTH SIDES NOW, 10370 St. Augustine Rd., Jacksonville, Fla. 33217 \$3.50/12 iss.
- COLLECTIVE, 614 Clark St., Evanston, Ill. 60201
- COME TOGETHER, P.O. Box 163, Encino, Calif. 91316
- CROSSROADS, Hill School, Pottstown, Pa. 19464
- DALLAS NEWS (CORP), P.O. Box 7013, Dallas, Texas 75209 \$/24 iss.
- THE D.C. GAZETTE, 109 8th N.E., Washington, D.C. 20002 \$5/yr.
- EDGE CITY, 116 Standart St., Syracuse, N.Y. 13201 \$3/yr.
- EVERYWOMAN, 6516 W. 83 St., Los Angeles, Calif. 90045 \$2.50/iss.
- FAIR WITNESS, P.O. Box 7165, Oakland Sta., Pittsburgh, Pa. 15213
- FOX VALLEY KALEIDOSCOPE, Box 252, Oshkosh, Wisc. 54901
- FREE PRESS OF LOUISVILLE, 1438 S. First St., Louisville, Ky. 40208 \$6/yr.
- HIGH GAUGE, Box 4491, University, Ala. 35486 \$5/Yr.
- THE HIPS VOICE, P.O. Box 5132, Santa Fe, N. Mexico 87501 \$5/24 iss.
- HOME NEWS CO., P.O. Box 5263, Grand Central Station, N.Y. 10017
- HUNDRED FLOWERS, Box 7152, Minneapolis, Minn. 55407 \$9/yr.
- IT AIN'T ME BABE, c/o W.L. Office Box 6323, Albany, Calif. 94706 \$6/yr.
- LIBERATED GUARDIAN, 14 Cooper Sq., New York, N.Y. 10003 \$10/yr.
- THE LONG ISLAND FREE PRESS, P.O. Box 162, Westbury, N.Y. 11590 \$6/2 yr.
- NEW TIMES, Box J, Temple, Ariz. 85281 \$10/52 iss.
- NOTES FROM UNDERGROUND, P.O. Box 15081, San Francisco, Calif. 94115
- OUR TOWN (COLLECTIVE), Box 611, Eau Claire, Wisc.
- PALANTE YLP, 1678 Madison Ave., New York, N.Y.
- PROTOS, 1110 N. Edgemont St., Los Angeles, Calif. 90029 \$3/yr.
- PURPLE BERRIES, 449 West Seventh Ave., Columbus Ohio
- REARGUARD, P.O. Box 8115, Mobile, Ala. 36608 \$4/yr.
- THE S.S. PENTANGLE, Box 4429, New Orleans, La. 70118 \$4/20 iss.
- ST. LOUIS OUTLAW, Box 9501, Cabanne Sta., St. Louis, Mo. 63161
- SUSQUEHANNA BUGLER, 700 Market St., Williamsport, Pa. 17701 .25/iss.
- TASTY COMIX, Box 21101, Wash., D.C. 20009
- THE TIMES NOW, Box 676, Coconut Grove, Fla. 33133
- TUSCON FREE PRESS, Box 3403, College Sta., Tuscon, Ariz. 85716

## **CANADA/UPS**

- ALTERNATE SOCIETY, 10 Thomas St., St. Catharines, Ont. \$3.50/12 iss.
- CARILLON, Univ. of Sask. Regina Campus, Regina, Saskatchewan
- CHEVRON, University of Waterloo, Waterloo, Ontario \$8/yr.
- DIME BAG, 3592 University St., Montreal 130, Que.

- FOURTH ESTATE, 24 Brighton Ct., Fredericton, N.B.
- GEORGIA STRAIGHT, 56A Powell St., Vancouver, 4, B.C. \$9/52 iss.
- HARBINGER, Box 751, Stn F, Toronto 285, Ontario \$4/26 iss.
- OCTOPUS, Box 1259, Station B, Ottawa, 4 \$4.50/26 iss.
- OMPHALOS, 279½ Fort St. No. 4, Winnipeg 1, Manitoba \$5/26 iss.
- PRAIRIE FIRE; FOURTH ESTATE, Regina Community Media Project, 210 Northern Crown Bldg. Regina, Sask.
- SWEENEY, 119 Thomas St., Oakville, Ontario \$2.50/12 iss.

## **EUROPE/UPS**

- Europe/UPS, Box 304, 8025, Zurich, Switzerland
- FIFTH COLUMN, 100 New Cavendish Street, London W1, England
- FRIENDS, 305 Portobello Rd., London W10, England
- HAPT, Flat L, 42 Moore Ave., W. Howe, Bournemouth, Hampshire, England
- HOLLAND HAPT, Keigersstraat 2a, Amsterdam, Holland
- HOTCHAI, Postfach 304-CH 8025, Zurich 25, Switz. \$5/yr.
- INTERNATIONAL TIMES, 27 Endell St., London, WC2, Eng. \$5/yr.
- KARGADOOR, Oude Gracht 36 bis. Utrecht, Holland
- OEUF, 14 Ch de la Mogeonne, 1293 Bellevue, Geneva Switzerland
- OM, Kaizerstraat 2A, 11et, Amsterdam, Holland, Neth.
- OPS VEDA, 16 Woodholm Rd., Sheffield 11, England
- OZ, 52 Princedale Rd., London W11, England \$6/yr.
- PEACE NEWS, 5 Celedonian Rd., Kings Cross, London W1, Eng. \$8.50/yr.
- PIANETA FRESCA, 14 Vie Manzoni, Milano, Italy 20121 \$1/iss.
- QUINTO LICEO, c/o Tommsaco Bruccoleri, 3, Meadow Place, London, England
- REAL FREE PRESS, Runstraat 31, Amsterdam, Netherlands \$1/2 iss.
- RED MOLE, 182 Pentonville Rd., London N1 Eng. \$5.50/yr.
- ROTTEN, Huset, Readhusstraede 13, 1466 Copenhagen K. Denmark

## **EUROPEAN ASSOCIATE MEMBERS**

- CYCLOPS, 32. St. Petersburg Place, London, W2, Eng. (Comix)
- GRASS EYE, 71 Osbourne Rd., Levenshulme, Manchester 19, Eng.
- MOLE EXPRESS, 19 New Brown St., Manchester 4, Eng.
- PANGGG, Upn-Sippenpresse, d-8500, Nurnberg Kopernikusstr. 4, Germany
- PARIA, c/o Poretti Viavalle Maggia 41, 6600 Locarno, Switz.
- ZIGZAG, Yeoman Cottage, N. Marston, Bucks, England

## **LATIN AMERICA/UPS**

- ECO CONTEMPORANEO, C. Correo Central 1933, Buenos Aires, Argentina ...Membership list temporarily unavailable.

## **SWITCHBOARDS**

A good way to quickly communicate what's coming down in the community is to build a telephone tree. It works on a pyramid system. A small core of people are responsible for placing five calls each. Each person on the line in turn calls five people and so on. If the system is prearranged correctly with adjustments made if some people don't answer the phone, you can have info transmitted to about a thousand people in less than an hour. A slower but more permanent method is to start a Switchboard. Basically, a Switchboard is a central telephone number or numbers that anybody can call night or day to get information. It can be as sophisticated as the community can support. The people that agree to answer the phone should have a complete knowledge of places, services and events happening in the community. Keep a complete updated file. The San Francisco Switchboard (see below) puts out an operator's manual explaining the organization and operation of a successful switchboard. They will send it out for 12¢ postage. San Francisco has the longest and most extensive Switchboard operation. From time to time there are national conferences with local switchboards sending a rep.

### **San Francisco**

- THE SWITCHBOARD - 1830 Fell St., San Francisco, Calif. 94117 (415) 387-3575
- MUSIC SWITCHBOARD - 1826 Fell St., San Francisco, Calif. 94117 (415) 387-8008
- MISSION SWITCHBOARD - 848 14th St., San Francisco, Calif. 94110 (415) 863-3040
- CHINATOWN EXCHANGE - 1042 Grant Ave., San Francisco, Calif. 94108 (415) 421-0943
- THE HELP UNIT - 86 3rd St., San Francisco, Calif. 94103 (415) 421-9850
- WESTERN ADDITION SWITCHBOARD - Fell & Fillmore, San Francisco, Calif. (415) 626-8524

### **California**

- CHICO SWITCHBOARD - 120 W. 2nd St., Chico, Calif. (916) 342-7546
- EAST OAKLAND SWITCHBOARD - 2812 73rd Ave., Oakland, Calif. (415)569-6369
- MARIN MUSIC SWITCHBOARD - 1017 "D" St., San Rafael, Calif. (415) 457-2104
- WEST OAKLAND LEGAL SWITCHBOARD - 2713 San Pablo, Oakland, Calif. (415) 836-3013



- SWITCHBOARD OF MARIN - 1017 "D" St., San Rafael, Calif. (415) 456-5300
- BERKELEY SWITCHBOARD - 2389 Oregon, Berkeley, Calif. (415) 549-0649
- SANTA CRUZ SWITCHBOARD - 604 River St., Santa Cruz, Calif. (408) 426-8500
- PALO ALTO XCHANGE - 457 Kingsley Ave., Palo Alto, Calif. (415) 327-9008
- SAN JOSE SWITCHBOARD - 50 S. 4th St., San Jose, Calif. (408) 295-2938
- SANTA BARBARA SWITCHBOARD - 6575 Seville, Isla Vista, Calif. (805) 968-3564
- EUREKA SWITCHBOARD - 1427 California, Eureka, Calif. (707) 443-8901 & 443-8311
- UC DAVIS SWITCHBOARD - (on campus), UC Davis, Calif. (916) 752-3495

### **Other Western States**

- TURNSTILE - 1900 Emerson, Denver, Colorado (303) 623-3445
- BLACKHAWK INFORMATION CENTER - 628 Walnut St., Waterloo, Iowa (319) 234-9965
- TAOS SWITCHBOARD - c/o Gen. Del., Taos, New Mexico (505) 758-4288
- PORTLAND SWITCHBOARD - 1216 SW Salmon, Portland, Oregon (503) 224-0313
- HOUSTON SWITCHBOARD - 108 San Jacinto, Houston, Texas (713) 228-6072
- YOUTH EMERGENCY SERVICE - 623 Cedar Ave. So., Minneapolis, Minn. (612) 338-7588

### **Eastern States**

- POWELTON TROUBLE CENTER - 222 N. 35th St., Phila., Penna.. (215) 382-6472
- WASHINGTON D.C. SWITCHBOARD - 2201 P St. NW, Washington, D.C. (202) 667-4684
- MIAMI CENTER FOR DIALOG - 2175 NW 26th St., Miami, Fla. (305) 634-7741
- CANTERBURY HOUSE - 330 Maynard S, Ann Arbor, Michigan (313) 665-0606
- THE LISTENING EAR - 547 E. Grand River, East Lansing, Michigan (517) 337-1717
- THE ECSTATIC UMBRELLA - 3800 McGee Kansas City, Missouri (816) 561-4524
- OPEN CITY - 4726 3rd St., Detroit, Michigan (313) 831-2770

- SWITCHBOARD INC. - 1722 Summit St., Number 6, Columbus, Ohio (614) 294-6378
- HELP - c/o Marby Beil, 1708 E. Lafayette, Number 5, Milwaukee, Wisconsin (414) 273-5959
- UNITED CHURCH PRESBYTERIAN - 181 Mount Horeb Rd., Warren, N.J. (201) 469-5044
- BOSTON SWITCHBOARD - 45 Bowdoin St., Boston, Mass. (617) 246-4255
- PROJECT PLACE - 37 Rutland St., Boston, Mass.(617)267-5280
- BEVERLY SWITCHBOARD - Beverly Hospital, Beverly, Mass. (617) 922-0000
- FIRST CONGREGATIONAL CHURCH OF ACTON - 8 Concord Rd., Acton, Mass. (617) 263-3940
- HALF WAY HOUSE - 20 Linwood Sq., Roxbury, Mass. (617) 442-7591
- ACID - 13 Linden Ave., Malden, Mass. (617) 342-2218
- PROJECT ASSIST - 945 Great Plain Ave., Needham, Mass. (617) 444-1902& 3
- LEXINGTON - ARLINGTON HOT LINE - 1912 Mass. Ave., Lexington, Mass. (617) 862-8130&1
- COMMUNITY YOUTH COMMISSION - 945 Great Plain Ave., Needham, Mass. (617) 444-1795
- HOT LINE - 429 Cherry St., West Newton, Mass. (617) 969-5906

### **Other Countries**

- BINARY INFORMATION TRANSFER - 141 Westbourne Park Rd., London W2, England. Ask overseas operator for London 222-8219
- CANADIAN SWITCHBOARD - 282 Rue Ste. Catherine, West, Montreal, Quebec, Canada (514) 866-2672

For a complete and up-to-date list of switchboards and similar projects around the country, write to San Francisco Switchboard. They need 25 cents to cover postage costs.



## Guerrilla Broadcasting

### GUERRILLA RADIO

Under FCC Low Power Transmission Regulations, it is legal to broadcast on the AM band without even obtaining a license, if you transmit with 100 milliwatts of power or less on a free band space that doesn't interfere with a licensed station. You are further allowed up to a 12-foot antenna or the use of carrier-current transmission (regular electric wall outlets). Using this legal set-up, you can broadcast from a 2 to 20 block radius depending on how high up you can locate your antenna and the density of tall buildings in the area.

Carrier-current broadcasting consists of plugging the transmitter into a regular wall socket. It draws power in the same way as any other electrical appliance,

and feeds its signal into the power line allowing the broadcast to be heard on any AM radio tuned into the operating frequency. The transmitter can be adjusted to different frequencies until a clear band is located. The signal will travel over the electrical wiring until it hits a transformer where it will be erased. The trouble with this method is that in large cities, almost every large office or apartment building has a transformer. You should experiment with this method first, but if you are in a city, chances are you'll need an antenna rigged up on the roof. Anything over twelve feet is illegal, but practice has shown that the FCC won't hassle you if you don't have commercials and refrain from interfering with licensed broadcasts. There are some cats in Connecticut broadcasting illegally with a 100-foot antenna over a thirty mile radius for hours on end and nobody gives them any trouble. Naturally if you insist upon using dirty language, issuing calls to revolution, broadcasting bombing information, interfering with above ground stations and becoming too well known, the FCC is going to try and knock you out. There are penalties that have never been handed out of up to a year in jail. It's possible you could get hit with a conspiracy rap, which could make it a felony, but the opinion of movement lawyers now is a warning if you're caught once, and a possible fine with stiffer penalties possible for repeaters that are caught.

If it gets really heavy, you could still broadcast for up to 15 minutes without being pin-pointed by the FCC sleuths. By locating your equipment in a panel truck and broadcasting from a fixed roof antenna, you can make it almost impossible for them to catch you by changing positions.

There has been a variety of transmitting equipment used, and the most effective has been found to be an AM transmitter manufactured by Low Power Broadcasting Co., 520 Lincoln Highway, Frazer, Penn. 19355. Call Dick Crompton at (215) 4-4096. The right transmitter will run about \$200. If you plan to use carrier-current transmission you'll also need a capacitor that sells for \$30. An antenna can be made out of aluminum tubing and antenna wiring available at any TV radio supply store (see diagram). You'll also need a good microphone that you can get for about \$10. Naturally, equipment for heavier broadcasting is available if a member of your group has a license or good connections with someone who works in a large electronics supply house. Also with a good knowledge in the area you can build a transmitter for a fraction of the purchase price. You can always employ tape recorders, turntables and other broadcasting hardware depending on how much bread you have, how much stuff you have to hide (i.e., how legal your operation is) and the type of broadcasting you want to do.

It is possible to extend your range by sending a signal over the telephone lines to other transmitters which will immediately rebroadcast. Several areas in a city could be linked together and even from one city to another. Theoretically, if enough people rig up transmitters and antennas at proper locations and everyone operates on the same band, it is possible to build a nation-wide people's network that is equally theoretically legal.

Broadcasting, it should be remembered, is a one-way transmission of information. Communications which allow you to transmit and receive are illegal without a license (ham radio).

## **GUERRILLA TELEVISION**

There are a number of outlaw radio projects going on around the country. Less frequent, but just as feasible, is a people's television network. Presently there are three basic types of TV systems: Broadcast, which is the sending of signals directly from a station's transmitter to home receiver sets; Cable, where the cable company employees extremely sensitive antenna to pick up broadcast transmissions and relay them and/or they originate and send them; and thirdly, Closed Circuit TV, such as the surveillance cameras in supermarkets, banks and apartment house lobbies.

The third system as used by the pigs is of little concern, unless we are interested in not being photographed. The cameras can be temporarily knocked out of commission by flashing a bright light (flashbulb, cigarette lighter, etc.) directly in front of its lens. For our own purposes, closed-circuit TV can be employed for broadcasting rallies, rock concerts or teach-ins to other locations. The equipment is not that expensive to rent and easy to operate. Just contact the largest television or electronics store in your area and ask about it. There are also closed-circuit and cable systems that work in harmony to broadcast special shows to campuses and other institutions. Many new systems are being developed and will be in operation soon.

Cable systems as such are in use only in a relatively few areas. They can be tapped either at the source or at any point along the cable by an engineer freak who knows what to do. The source is the best spot, since all the amplification and distribution equipment of the system is available at that point. Tapping along the cable itself can be a lot hairier, but more frustrating for the company when they try to trace you down.

Standard broadcasting that is received on almost all living room sets works on an RF (radio frequency) signal sent out on various frequencies which correspond to the channels on the tuner. In no area of the country are all these channels used. This raises important political questions as to why people do not have the right to broadcast on unused channels. By getting hold of a TV camera (Sony and Panasonic are the best for the price) that has an RF output, you can send pictures to a TV set simply by placing the camera cable on or near the antenna of the receiver set. When the set is operating on the same channel as the camera, it will show what the camera sees. Used video tape recorders such as the Sony CV series that record and play back audio and video information are becoming more available. These too can be easily adapted to send RF signals the same as a live camera.

Whether or not the program to be broadcasted is live or on tape, there are three steps to be taken in order to establish a people's TV network. First, you must convert the video and audio signals to an RF frequency modulated (FM) signal corresponding to the desired broadcast channel. We suggest for political and technical reasons that you pick one of the unused channels in your area to begin experimenting. The commercial stations have an extremely powerful signal and can usually override your small output. Given time and experience you might want to go into direct competition with the big boys on their own channel. It is entirely possible, say in a 10 to 20 block radius, to interrupt a presidential press-conference with more important news. Electronic companies, such as Jerrold Electronics Corp., 4th and Walnut Sts., Philadelphia, Pa., make equipment that can RF both video and audio information onto specific channels. The device you'd be interested in is called a cable driver or RF modulator.

When the signal is in the RF state, it is already possible to broadcast very short distances. The second step is to amplify the signal so it will reach as far as possible. A linear amplifier of the proper frequency is required for this job. The stronger the amplifier the farther and more powerful the signal. A 10-watt job will cover approximately 5 miles (line of sight) in area. Linear amplifiers are not that easily available, but they can be constructed with some electrical engineering knowledge.

The third step is the antenna, which if the whole system is to be mobile to avoid detection, is going to involve some experimentation and possible camouflage. Two things to keep in mind about an antenna are that it should be what is technically referred to as a "di-pole" antenna (see diagram) and since TV signals travel on line of sight, it is important to place the antenna as high as possible. Although it hasn't been done in practice, it certainly is possible to reflect pirate signals off an make equipment that can RF both video and audio existing antenna of a commercial network. This requires a full knowledge of broadcasting; however, any amateur can rig up an antenna, attach it to a helium balloon and get it plenty high. For most, the roof of a tall building will suffice. If you're really uptight about your operation, the antenna can be hidden with a fake cardboard chimney.

We realize becoming TV guerrillas is not everyone's trip, but a small band with a few grand can indeed pull it off. There are a lot of technical freaks hanging around recording studios, guitar shops, hi-fi stores and engineering schools that can be turned on to the project. By showing them the guidelines laid out here, they can help you assemble and build various components that are difficult to purchase (i.e., the linear amplifier). Naturally, by building some of the components, the cost of the operation is kept way down. Equipment can be purchased in selective electronics stores. You'll need a camera, VTR, RF modulator, linear amplifier and antenna. Also a generator, voltage regulator and an alternator if you want the station to be mobile. One of the best sources of information on both television and radio broadcasting is the Radio Amateur's

Handbook published by the American Radio Relay League, Newington, Conn. 06611 and available for \$4.50. The handbook gives a complete course in electronics and the latest information on all techniques and equipment related to broadcasting. Back issues have easy to read do-it-yourself TV transmitter diagrams and instructions. Also available is a publication called Radical Software, put out by Raindance Corp., 24 E. 22nd St., New York, N.Y., with the latest info on all types of alternative communications.

Guerrilla TV is the vanguard of the communications revolution, rather than the avant-garde cellophane light shows and the weekend conferences. One pirate picture on the sets in Amerika's living rooms is worth a thousand wasted words.

With the fundamentals in this field mastered, you can rig up all sorts of shit. Cheap twenty-dollar tape recorders can be purchased and outfitted with a series of small loud-speakers. Concealed in a school auditorium or other large hall, such a system can blast out any message or music you wish to play. The administration will go insane trying to locate the operation if it is well hidden. We know two cats who rigged a church with this type of setup and a timing device. Right in the middle of the sermon, on came Radio Heaven and said stuff like "Come on preacher, this is God, you don't believe all that crap now, do you?" It made for an exciting Sunday service, all right. You can build a miniature transmitter and with a small magnet attach it to the underbelly of a police car to keep track of where it's going. This would only be practical in a small town or on a campus where there are only a few security guards or patrol vehicles. If you rigged a small tape recorder to the transmitter and tuned it to a popular AM band, the patrol car as it rode around could actually broadcast the guerrilla message you prerecorded. Wouldn't they be surprised when they found out how you did it? You can get a "Bumper Beeper" and receiver that are constructed by professionals for use by private detectives. The dual unit costs close to \$400. If you've got that kind of bread, you can write John Bomar, 6838 No. 3rd Ave., Phoenix, Arizona 85013 for a catalogue and literature.

Even though there are laws governing the area of sneaky surveillance, telephone taps, tracking devices and the like, a number of enterprising firms produce an unbelievable array of electronic hardware that allows you to match Big Brother's ears and eyes. Sugar cube transmitters, tie clasp microphones, phone taps, tape recorders that work in a hollowed-out book and other Brave New World equipment is available from the following places. Send for their catalogues just to marvel at the level of technology. R. B. Clifton, 1150 NW 7th Ave., Miami, Fla. 33168; Electrolab Corp., Bank of Stateboro Building, Stateboro, Ga. 30458; or Tracer Investigative Products, Inc., 256 Worth. Ave., Palm, Beach, Fla. 33482.

By the way, you can pick up Radio Hanoi on a short wave radio every day from 3:00 to 3:30 PM at 15013 kilocycles on the 19 meter band.





*Negotiating a permit with city officials*

## **Demonstrations**

Demonstrations always will be an important form of protest. The structure can vary from a rally or teach-in to a massive civil disobedience such as the confronting of the warmakers at the Pentagon or a smoke-in. A demonstration is different from other forms of warfare because it invites people other than those planning the action via publicity to participate. It also is basically non-violent in nature. A complete understanding of the use of media is necessary to create the publicity needed to get the word out. Numbers of people are only one of the many factors in an effective demonstration. The timing, choice of target and tactics to be employed are equally important. There have been demonstrations of 400,000 that are hardly remembered and demonstrations of a few dozen that were remarkably effective. Often the critical element involved is the theater. Those who say a demonstration should be concerned with education rather than theater don't understand either and will never organize a successful demonstration, or for that matter, a successful revolution. Publicity includes everything from buttons and leaflets to press conferences. You should be in touch with the best artists you can locate to design the visual props. Posters can be silk screened very cheaply and people can be taught to do it in a very short time. Buttons have to be purchased. The cheapest are those printed directly on the metal. The paint rubs off after a while, but they are ideal for mass demonstrations. You can print 10,000 for about \$250.00. Leaflets, like posters, should be well designed.

One way of getting publicity is to negotiate with the city for permits. Again, this raises political questions, but there is not doubt one reason for engaging in permit discussions is for added publicity.

The date, time and place of the demonstration all have to be chosen with skill. Know the projected weather reports. Pick a time and day of the week that are convenient to most people. Make sure the place itself adds some meaning to the message. Don't have a demonstration just because that's the way it's always been done. It is only one type of weapon and should be used as such. On the other hand, don't dismiss demonstrations because they have always turned out boring. You and your group can plan a demonstration within the demonstration more accurately. Also don't tend to dismiss demonstrations outright because the repression is too great. During World War II the Danes held street demonstrations against the Nazis who occupied their country. Even today there are public demonstrations against the Vietnam War in downtown Saigon. Repression is there, but overestimating it is more a tactical blunder than the reverse. None the less, it's wise to go to all demonstrations prepared for a vamping by the pigs.

## **DRESS**

Most vamping is accompanied by clubbing, rough shoving and dragging, gassing and occasional buckshot or rifle fire. The clothing you wear should offer you the best protection possible, yet be light weight enough to allow you to be highly mobile. CS and CN are by far the most commonly employed tear gas dispersibles. Occasionally they are combined with pepper gas to give better results. Pepper gas is a nerve irritant that affects exposed areas of the skin. Clothing that is tight fitting and covers as much of the body surface as possible is advisable. This also offers some protection if you are dragged along the ground. Gloves come in handy as protection and if you want to pick up gas canisters and throw them back at the pigs or chuck them through a store window.

Your shoes should be high sneakers for running or boots for kicking. Hiking boots sold in army surplus stores serve both purposes and are your best selection for street action. Men should wear a jock strap or protective cup. Rib guards can be purchased for about \$6.00 at any sporting goods store. Shoulder pads and leg pads are also available, but unless you expect heavy fighting and are used to wearing this clumsy street armor, you'll be better off without it.



## **HELMETS**

Everyone should have a helmet. Your head sticks out above the swarming crowd and dents like a tin can. Protect it! The type of helmet you get depends on what you can afford and how often you'll be using it. The cheapest helmet available is a heavy steel tank model. This one is good because it offers ear protection and has a built-in suspension system to absorb the blow. It is also bullet proof. Its disadvantages are that it only comes in large sizes and is the heaviest thing you'll ever have on your head. It costs about \$3.00. For \$5.00 you can get a Civil Defense helmet made for officers. It's much lighter, but doesn't offer protection for the ears. It has a good suspension system. If you get this model, paint it a dark color before using it and you'll be less conspicuous. Our fashion consultants suggest anarchy black.

Construction helmets or "hard hats" run between \$8.00 and \$10.00, depending on the type of suspension system and material used. They are good for women because they are extremely lightweight. The aluminum ones dent if struck repeatedly and the fiberglass type can crack. Also they offer no ear protection. If you prefer one of these you should find a way to attach a chin or neck strap so you won't lose it while you run. If you get a hard hat, make sure you remove the hard head before you take it home.

Probably the all-around good deal for the money is the standard M-1 Army issue helmet. These vary in quality and price, depending on age and condition. They run from \$2.00 to \$10.00. Make sure the one you get has a liner with webbing that fits well or is adjustable and has a chin strap. Their main disadvantage is that they are bulky and heavy.

The snappiest demonstrators use the familiar motorcycle crash helmet. They are the highest in price, running from \$10.00 to as high as \$40.00. Being made of fiberglass, they are extremely lightweight. They have a heavy-duty strap built in and they can be gotten to fit quite snugly around the head. They offer excellent ear protection. The foam rubber insulation is better than a webbing system, and will certainly cushion most blows. Being made of fiberglass, a few have been known to crack under repeated blows, but that is extremely rare. Most come with plastic face guards that offer a little added protection. Get only those with removable ones since you might want to make use of a gas mask.

## **GAS MASKS**

Ski goggles or the face visor on a crash helmet will protect against Mace but will offer no protection against the chemical warfare gasses being increasingly used by pigs to dispose crowds. For this protection you'll need a gasmask. All the masks discussed give ideal protection against the gasses mentioned in the chart if used properly. If you do not have a gas mask, you should at least get a supply



of surgical masks from a hospital supply store and a plastic bag filled with water and a cloth.

The familiar World War II Army gas mask with the filter in a long nose unit sells new (which is the only way gas masks can be sold) for about \$5.00. Its disadvantages are that it doesn't cover the whole face, is easy to grab and pull off and the awkwardly placed filter makes running difficult. The Officer Civil Defense unit sells for the same price and overcomes the disadvantages of the World War II Army model. Most National Guard units use this type of mask. It offers full face protection, is lightweight and the filter canister is conveniently located. Also the adjustable straps make for a nice tight fit. The U.S.A. Protective Field Combat Mask M9A1 offers the same type protection as the OCD, but costs twice as much. Its advantage is that you can get new filter canisters when the chemicals in the one you are using becomes ineffective. New filters cost about \$1.50. When you buy a mask, be sure and inquire if the filter has replacements. To get maximum efficiency out of a mask it needs an active chemical filter.

The U.S. Navy ND Mark IV Mask is the most effective gas mask available. It has replaceable filter canisters and fits snugly to the head. It costs about \$12.00. Its disadvantage is its dual tube filter system, which is somewhat bulky. Fix it so the canister rests on the back of your neck. It's more difficult to grab and easier to run.

When you get your gas mask home, try it out to get the feeling of using it. Make sure the fit is good and snug. Purchase an anti-fog cloth for 25 cents where you got the mask. Wipe the inside of the eye pieces before wearing to prevent the glasses from clouding. Another good reason for wearing a mask is that it offers anonymity. Helmets, gas masks and a host of other valuable equipment are available at any large Army-Navy surplus store. Kaufman's Surplus and Arms, Inc., 623 Broadway, New York, N.Y. 10012 is very well stocked. For 75 cents you can get their catalogue and order through the mail. It's in New York though and probably more expensive than a store in your locale. The surplus stores buy from wholesale distributors themselves, who in turn buy directly from the military. If you know a soldier or someone who is married to a soldier, they have access to the Post Dispensary or PX and can get all sorts of stuff at nothing prices. For 20 cents you can get an invaluable pamphlet from the Government Printing Office called How to Buy Surplus Personal Property. It has a complete list of regional surplus wholesalers. The closest one in the Northeast is the Naval Supply Center, Building 652, U.S. Naval Base, Philadelphia, Pa. and in Northern California, the Naval Supply Center, Building 502, Oakland, California. You can order by mail or in person and the prices are very low, even though it isn't as good as the stuff our brothers and sisters in the Viet Cong rip-off.

## **WALKIE-TALKIES**

You should always go to a demonstration in a small group that stays in contact with each other until the demonstration is over. One way to keep in touch is to use walkie-talkies. No matter how heavy the vamping gets or how spread out are the crowds, you'll be able to communicate with these lightweight effective portable devices. The only disadvantage is cost. A half decent unit costs at least \$18.00. It should have a minimum of 9 transistors and 100 milliwatts, although walkie-talkies can go as high as 5 watts and broadcast over 2 miles. Anything under 1 watt will not broadcast over ½ mile and considerably less in an area with tall buildings. The best unit you can buy runs about \$300.00. If you ever deck a pig, steal his walkie-talkie even before you take his gun. A good rule is to avoid the bargain gyp-joints and go to a place that deals in electronic equipment.

The important thing to realize about all walkie-talkie networks is that if anyone can talk, anyone else can listen and vice versa. This applies to pigs as well as us. All walkie-talkies work on the Civilian Band which has 23 channels. The cheaper units are preset to channel 9 or 11. The pigs broadcast on higher channels, usually channel 22. More expensive sets can operate on alternative channels. By removing the front of the set, you can adjust the transmitter and receiver to pick up and receive police communications. Don't screw around with the inside though, unless you know what you are doing. Allied Radio, 100 N. Western Ave., Chicago, Illinois 60680, will send you a good free catalogue, as will most large electronic stores. Consider buying a number of sets and ask about group discounts. Practice a number of times before you actually use walkie-talkies in real action. Develop code names and words just like the pigs do. Once you get acquainted with this method of communications in the streets, you'll never get cut off from the action. Watch out in close combat though. The pigs always try to smash any electronic gear.

## **OTHER EQUIPMENT**

A sign can be used to ward off blows. Staple it to a good strong pole that you can use as a weapon if need be. Chains make good belts, as do garrisons with the buckles sharpened. A tightly rolled-up magazine or newspaper also can be used as a defensive weapon.


Someone in your group should carry a first aid kit. A Medical Emergency Aeronautic Kit, which costs about \$5.00 has a perfect carrying bag for street action.

Ideally you should visit the proposed site of the demonstration before it actually takes place. This way you'll have an idea of the terrain and the type of containment the police will be using. Someone in your group should mimeograph a map of the immediate vicinity which each person should carry. Alternative actions and a rendezvous point should be worked out. Everyone should have two numbers written on their arm, a coordination center number and the number of a local lawyer or legal defense committee. You should not take your personal



phone books to demonstrations. If you get busted, pigs can get mighty Nosy when it comes to phone books. Any sharp objects can be construed as weapons. Women should not wear earrings or other jewelry and should tie their hair up to tuck it under a helmet. Wear a belt that you can use as a tourniquet. False teeth and contact lenses should be left at home if possible. You can choke on false teeth if you receive a sharp blow while running. Contact lenses can complicate eye damage if gas or Mace is used.

If it really looks heavy, you might want to pick up on a lightweight adjustable bullet-proof vest, available for \$14.95 from Surplus Distributors, Inc., 6279 Van Nuys Blvd., Van Nuys, California 91401. Remember what the Boy Scouts say when they go camping: "Be Prepared". When you go to demonstrations you should be prepared for a lot more than speeches. The pigs will be.



## **Trashing**

Ever since the Chicago pigs brutalized the demonstrators in August of 1968, young people have been read to vent their rage over Amerika's inhumanity by using more daring tactics than basic demonstrations. There is a growing willingness to do battle with the pigs in the streets and at the same time to inflict property damage. It's not exactly rioting and it's not exactly guerrilla warfare; it has come to be called "Trashing." Most trashing is of a primitive nature with the pigs having the weapon and strategy advantage. Most trashers rely on quick young legs and a nearby rock. By developing simple gang strategy and becoming acquainted with some rudimentary weapons and combat techniques, the odds can be shifted considerably.

Remember, pigs have small brains and move slowly. All formations, signals, codes and other procedures they use have to be uniform and simplistic. The Army Plan for Containment and Control of Civil Disorders, published by the Government Printing Office, contains the basic thinking for all city, county and state storm troopers. A trip to the library and a look at any basic text in criminology will help considerably in gaining an understanding of how pigs act in the street. If you study up, you'll find you can, with the aid of a bullhorn or properly adjusted walkie-talkie, fuck up many intricate pig formations. "Left flank-right turn!" said authoritatively into a bullhorn pointed in the right direction will yield all sorts of wild results.

You should trash with a group using a buddy system to keep track of each other. If someone is caught by a pig, other should immediately rush to the rescue if it's possible to do so without sustaining too many losses. If an arrest is made, someone from your gang should take responsibility for seeing to it that a lawyer and bail bread are taken care of. Never abandon a member of your gang.

Avoid fighting in close quarters. You run less risk by throwing an object than by personally delivering the blow with a weapon you hold in your hand. We suppose this is what pigs refer to as "duty fighting." All revolutionaries fight dirt in the eyes of the oppressors. The British accused the Minutemen of Lexington and Concord of fighting dirty by hiding behind trees. The U.S. Army accuses the Viet Cong of fighting dirty when they rub a pointed bamboo shoot in infected shit and use it as a land mine. Mayor Daley says the Yippies squirted hair spray and used golf balls with spikes in them against his innocent blue boys. No one ever accused the U.S. of being sneaky for using an airforce in Southeast Asia or the Illinois State Attorney's office of fighting dirty when it murdered Fred Hampton and Mark Clark while they lay in bed. We say: all power to the dirty fighters!

## **WEAPONS FOR STREET FIGHTING**

Spray Cans

These are a very effective and educating method of property destruction. If a liberated zone has been established or you find yourself on a quiet street away from the thick of things, pretty up the neighborhood. Slogans and symbols can be sprayed on rough surfaces such as brick or concrete walls that are a real bitch to remove unless expensive sandblasting is used.

### The Slingshot

This is probably the ideal street weapon for the swarms of little Davids that are out to down the Goliaths of Pigdom. It is cheap, legal to carry, silent, fast-loading and any right size rock will do for a missile. You can find them at hobby shops and large sporting goods stores, especially those that deal in hunting supplies. Wrist-Rocket makes a powerful and accurate slingshot for \$2.50. The Whamo Sportsman is not as good but half the price. By selecting the right "Y" shaped branch, you can fashion a home-made one by using a strip of rubber cut from the inner tube of a tire as the sling. A few hours of shooting stones at cans in the back yard or up on the roof will make you marksman enough for those fat bank windows and even fatter pigs.

### Slings

A sling is a home-made weapon consisting of two lengths of heavy-duty cord each attached securely at one end to a leather patch that serves as a pocket to cradle the rock. Place the rock in the pouch and grab the two pieces of cord firmly in your hand. Whirl the rock round and round until gravity holds it firmly in the pouch. When you feel you have things under control, let one end of the cord go and the rock will fly out at an incredible speed. You should avoid using the sling in a thick crowd (rooftop shooting is best). Practice is definitely needed to gain any degree of accuracy.

### Boomerangs

The boomerang is a neat weapon for street fighting and is as easy to master as the Frisbee. There is a great psychological effect in using exotic weapons such as this. You can buy one at large hobby stores. On the East Coast you can get one from Sportscraft, Bergenfield, New Jersey, for \$2.69, and on the West Coast from Whamo, 835 El Monte St., San Gabriel, Calif., for \$1.10.

### Flash Guns

Electric battery-operated flash guns are available that will blind a power-crazy pig, thus distracting him long enough to rescue a captured comrade. Check out camping and boating supply stores.

### Tear Gas and Mace

Personalized tear gas and mace dispensers are available for self-defense against muggers. Well, isn't a pig just an extra vicious mugger? Write J.P. Darby, 8813 New Hyde Park, New York, N.Y. 11040 for a variety of types and prices.

Tear gas shells are available for 12 gauge shotguns and .38 Special handguns, but it is highly inadvisable to bring guns to street actions. A far better weapon is a specially built projection device that shoots tear gas shells. Hercules Gas-Munitions Corp., 5501 No. Broadway, Chicago, Ill., sells compact units complete with cartridges for \$6.95 that will fire up to 20 feet. Penguin Associates, Inc., Pennsylvania Avenue, Malvern, Penn., also has a variety of tear-gas propellant devices including a combination tear gas-billyclub item. All these companies will supply a catalogue and price list on request. Some states have laws against civilian use of tear gas devices. New York is one of them, and unfortunately these companies will not ship to states that forbid usage. If you want any of these items, and your state has restrictions, have a sister or brother in a neighboring state order for you. Just latching onto these catalogues can be a trip and a half in terms of getting your imagination hopping. For example Raid, Black Flag and other insecticides shoot a 7 to 10 foot stream that burns the eyes. You can also dissolve Drano in water and squirt it from an ordinary plastic water pistol. That makes a highly effective defensive weapon. A phony letterhead of a Civil Defense unit will help in getting heavier anti-personal weapons of a defensive nature.

### Anti-Tire Weapons

Don't believe all those bullshit tire ads that make tires seem like the Superman of the streets. Roofing nails spread out on the street are effective in stopping a patrol car. A nail sticking out from a strong piece of wood wedged under a rear tire will work as effectively as a bazooka. An ice pick will do the trick repeatedly but you've got to have a strong arm to strike home. Sugar in the gas tank of a pig vehicle will really fuck-up the engine.

### Authentic Pig Game

If you really get into it, you'll probably want to be sd heavily prepared for trashing as are the pigs. Wouldn't you just know that the largest supplier of equipment to police in the world is in Chicago. Kale's, 550 W. Roosevelt Rd., Chicago, Ill. 60607, will send you, on request, the most complete catalogue you can get for trashing. Actual police uniforms, super-riot helmets, persuaders chemical mace, a knuckle sap, which is a glove with powdered lead, billy clubs, secret holsters, a three-in-one mob stick that spits Mace, emits an electric shock and allows you to club to death a charging rhinoceros. You can also get the latest in handcuffs and other security devices. This catalogue is a must for the love-child of the 70's. If we want to get high we're going to have to fight our way up.

## **KNIFE FIGHTING**


Probably one of the most favored street weapons of all time is the good old "shiv," "blade," "toe-jabber" or whatever you choose to call a good sticker. Remembering that today's pig is tomorrow's bacon, it's good to know a few handy slicing tips. The first thing to learn is the local laws regarding the possession of knives. The laws on possession are of the "Catch-22" vagueness. Cops can arrest you for having a small pocket knife and claim you have a concealed and deadly weapon in your possession. Here, as in most cases of law, it's not what you are doing, it's who's doing the what that counts. All areas, however, usually have a limit on length such as blades under 4" or 6" are legal and anything over that length concealed on a person can be considered illegal. Asking some hip lawyers can help here.

Unfortunately, the best fighting knives are illegal. Switchblades (and stiletos) because they can so quickly spring into operation, are great weapons that are outlawed in all states. If you want to risk the consequences, however, you can readily purchase these weapons once you learn how to contact the criminal underworld or in most foreign countries. If both of these fail, go to any pawnshop, look in the window, and take our choice of lethal, illegal knives.

A flat gravity knife, available in most army surplus and pawn shops would be the best type available in regular over-the-counter buying. It's flat style makes for easy concealment and comfort when kept in a pocket or boot. It can be greased and the rear "heel" of the blade can be filed down to make it fly open with a flick of the wrist. A little practice here will be very useful.

Most inexperienced knife fighters use a blade incorrectly. Having seen too many Jim Bowies slash their way through walls of human flesh, they persist in carrying on this inane tradition. Overhead and uppercut slashes are a waste of energy and blade power. The correct method is to hold the knife in a natural, firm grip and jab straight ahead at waist level with the arm extending full length each time. This fencing style allows for the maximum reach of arm and blade. By concentrating the point of the knife directly at the target, you make defense against such an attack difficult. Work out with this jabbing method in front of a mirror and in a few days you'll get it down pretty well.





*How to tie a knot with your toes*

## UNARMED DEFENSE

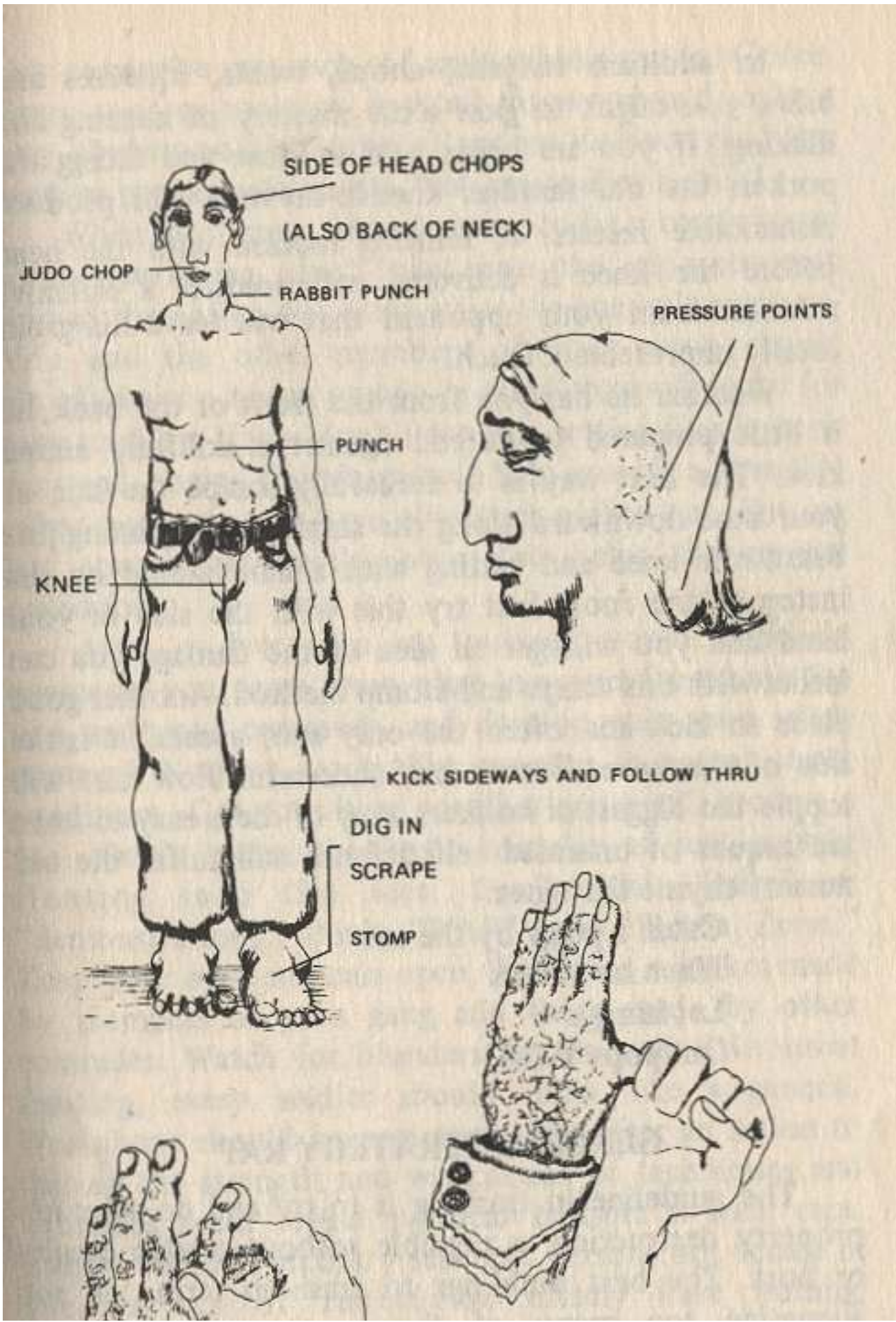
Let's face it, when it comes to trashing in the streets, our success is going to depend on our cunning and speed rather than our strength and power. Our side is all quarterbacks, and the pigs have nothing but linemen. They are clumsy, slobbish brutes that would be lost without their guns, clubs and toy whistles. When one grabs you for an arrest, you can with a little effort, make him let go. In the confusion of all the street action, you will then be able to manage your getaway.

There are a variety of defensive twists and pulls that are easy to master by reading a good, easily understandable book on the subject, such as George Hunter's *How To Defend Yourself* (see appendix). If a pig grabs you by the wrist you can break the grip by twisting against his thumb. Try this on yourself by grabbing one wrist with your hand. See how difficult it is to hold someone who works against the thumb. If he grabs you around the waist or neck, you can grab his thumbs or another finger and sharply bend it backwards. By concentrating all your energy on one little finger, you can inflict pain and cause the grip to be broken.

There are a variety of points on the body where a firm amount of pressure skillfully directed will induce severe pain. A grip, for example, can be broken by jabbing your finger firmly between the pig's knuckles. (Nothing like chopped pigknuckles.) Feel directly under your chin in back of the jawbone until your finger rests in the V area, press firmly upward and backward towards the center of the head. There is also a very vulnerable spot right behind the ear lobe. Stick your fingers there and see. Get the point!

In addition to pressure points, there are places in the body where a sharp, well-directed whack with the side of a rigidly held palm can easily disable a person. Performed by an expert, such a blow can even be lethal. Try making such a rigid palm and practice these judo chops. The fist is a ridiculous weapon to use. It's fleshy, the blow is distributed over too wide an area to have any real effect and the knuckles break easily. You will have to train yourself to use judo chops instinctively, but it will prove quite worthwhile if you are ever in trouble. A good place to aim for is directly in the center of the chest cavity at its lowest point. Draw a straight line up about six inches starting from your belly button, and you can feel the point. The Adam's Apple in the center of the neck and the back of the neck at the top of the spinal column are also extremely vulnerable spots. With the side of your palm, press firmly the spot directly below your nose and above your upper lip. You can easily get an idea of what a short, forceful chop in this area would do. The side of the head in front of the ear is also a good place to aim your blow.





In addition to jabs, chops, twists, squeezes and bites, you ought to gain some mastery of kneeling and kicking. If you are being held in close and facing the porker, the old familiar knee-in-the-nuts will produce remarkable results. A feinting motion with the head before the knee is delivered will produce a reflexive reaction from your opponent that will leave his groin totally unprotected. Ouch!

Whether he has you from the front or the back, he is little prepared to defend against a skillfully aimed kick. The best way is to forcefully scrape the side of your shoe downward along the shinbone, beginning just below the knee and ending with a hard stomp on the instep of the foot. Just try this with the side of your hand and you will get an idea of the damage you can inflict with this scrape and stomp method. Another good place to kick and often the only spot accessible is the side of the knee. Even a half successful blow here will topple the biggest of honkers. Any of these easy to learn techniques of unarmed self defense will fulfill the old nursery rhyme that goes:

Catch a piggy by the toe  
When he hollers  
Let him go  
Out pops Y-0-U

## **GENERAL STRATEGY RAP**

The guideline in trashing is to try and do as much property destruction as possible without getting caught or hurt. The best buildings to trash in terms of not alienating too many of those not yet clued into revolutionary violence, are the most piggy symbols of violence you can find. Banks, large corporations, especially those that participate heavily in supporting the U.S. armed forces, federal buildings, courthouses, police stations, and Selective Service centers are all good targets. On campuses, buildings that are noted for warfare research and ROTC training are best. When it comes to automobiles, choose only police vehicles and very expensive cars such as Lamborghinis and Iso Grifos. Every rock or molotov cocktail thrown should make a very obvious political point. Random violence produces random propaganda results. Why waste even a rock?

When you know there is going to be a rough street scene developing, don't play into the pig's strategy. Spread the action out. Help waste the enemy's numbers. You and the other members of your group should already have a target or two in mind that will make for easy trashing. If you don't have one, setting fires in trash cans and ringing fire alarms will help provide a cover for other teams that do have objectives picked out. Putting out street lights with rocks also helps the general infusion.

After a few tries at trashing, you'll begin to overcome your fears, learn what to expect from both the pigs and your comrades, and develop your own street strategy. Nothing works like practice in actual street conditions. Get your head together and you'll become a pro. Don't make the basic mistake of just naively floating into the area. Don't think "rally" or "demonstration," think "WAR" and "Battle Zone." Keep your eyes and ears open. Watch for mistakes made by members of your gang and those made by other comrades. Watch for blunders by the police. In street fighting, every soldier should think like a general. Workshops should be organized right after an action to discuss the strength and weaknesses of techniques and strategies used. Avoid political bullshit at such raps. Regard them as military sessions. Persons not versed in the tactics of revolution usually have nothing worthwhile to say about the politics of revolution.

## **People's Chemistry**

### **STINK BOMB**

You can purchase buteric acid at any chemical supply store for "laboratory experiments." It can be thrown or poured directly in an area you think already stinks. A small bottle can be left uncapped behind a door that opens into the target room. When a person enters they will knock over the bottle, spilling the liquid. Called a "Froines," by those in the know, an ounce of buteric acid can go a long way. Be careful not to get it on your clothing. A home-made stink bomb can be made by mixing a batch of egg whites, Drano, (sodium hydroxide) and water. Let the mixture sit for a few days in a capped bottle before using.

### **SMOKE BOMB**

Sometimes it becomes strategically correct to confuse the opposition and provide a smoke screen to aid an escape. A real home-made stroke bomb can be made by combining four parts sugar to six parts saltpeter (available at all chemical supply stores). This mixture must then be heated over a very low flame. It will blend into a plastic substance. When this starts to gel, remove from the heat and allow the plastic to cool. Embed a few wooden match heads into the mass while it's still pliable and attach a fuse.\*

The smoke bomb itself is a non-explosive and non-flame-producing, so no extreme safety requirements are needed. About a pound of the plastic will produce thick enough smoke to fill a city block. Just make sure you know which way the wind is blowing. Weathermen-women! If you're not the domestic type, you can order smoke flares (yellow or black) for \$2.00 a flare [12 inch] from Time Square Stage Lighting Co., 318 West 47th Street, New York, NY 10036.

\*You can make a good homemade fuse by dipping a string in glue and then rolling it lightly in gunpowder. When the glue hardens, wrap the string tightly and neatly with scotch tape. This fuse can be used in a variety of ways. Weight it on

one end and drop a rock into the tank of a pig vehicle. Light the other end and run like hell.

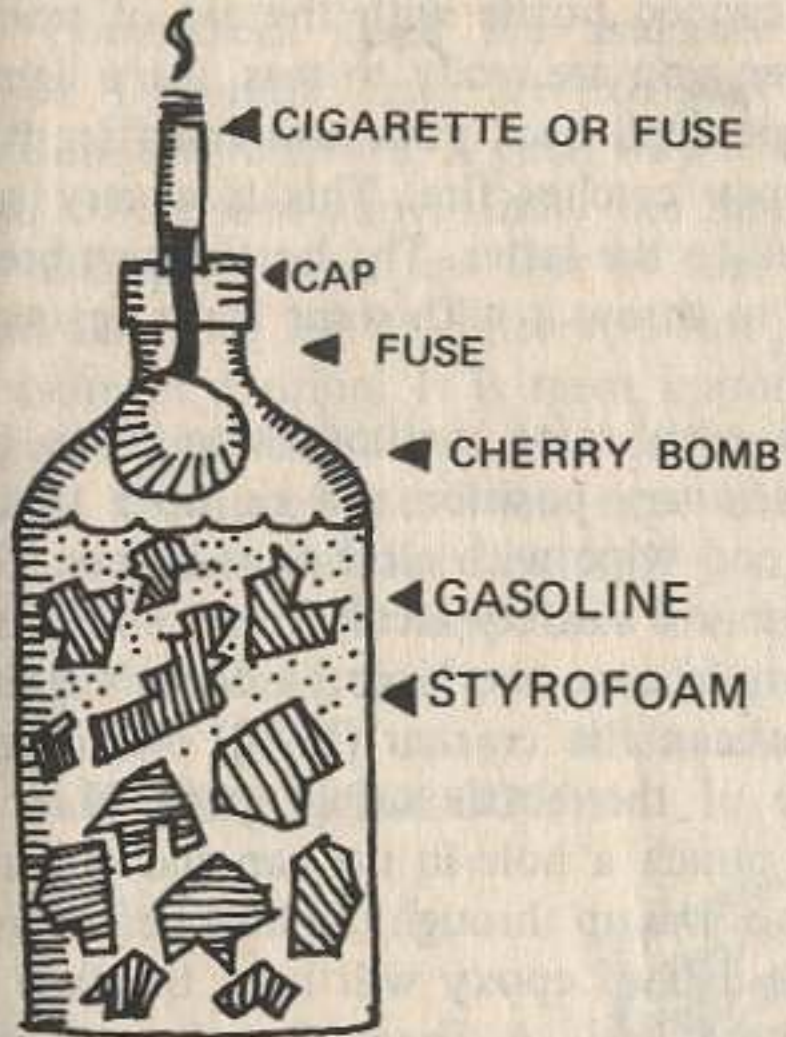
## **CBW**

LACE (Lysergic Acid Crypto-Ethelene) can be made by mixing LSD with DMSO, a high penetrating agent, and water. Sprayed from an atomizer or squirted from a water pistol, the purple liquid will send any pig twirling into the Never-Never Land of chromosome damage. It produces an involuntary pelvic action in cops that resembles fucking. Remember when Mace runs out, turn to Lace.

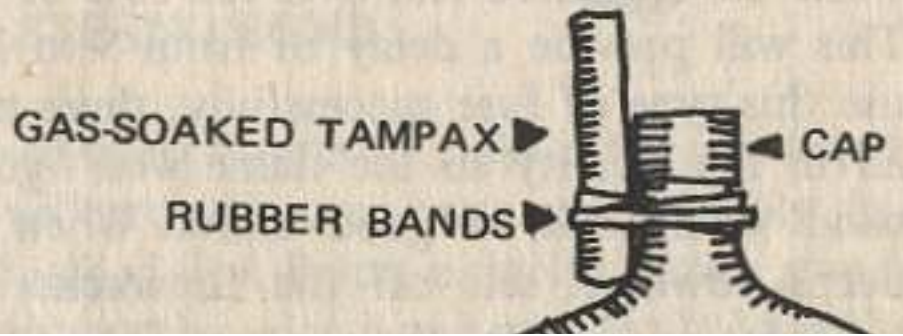
How about coating thin darts in LSD and shooting them from a Daisy Air Pellet Gun? Guns and darts are available at hobby and sports shops. Sharpening the otherwise dull darts will help in turning on your prey.



MOLOTOV (FOR PLACING)



MOLOTOV (FOR THROWING)



## MOLOTOV COCKTAIL

Molotov cocktails are a classic street fighting weapon served up around the world. If you've never made one, you should try it the next time you are in some out-of-the-way barren place just to wipe the fear out of your mind and know that it works. Fill a thin-walled bottle half full with gasoline. Break up a section of styrofoam (cups made of this substance work fine) and let it sit in the gasoline for a few days. The mixture should be slushy and almost fill the bottle. The styrofoam spreads the flames around and regulates the burning. The mixture has nearly the same properties as napalm. Soap flakes (not detergents) can be substituted for styrofoam. Rubber cement and sterno also work. In a pinch, plain gasoline will do nicely, but it burns very fast. A gasoline-kerosene mixture is preferred by some folks.

Throwing, although by far not the safest method, is sometimes necessary. The classic technique of stuffing a rag in the neck of a bottle, lighting and tossing is foolish. Often gas fumes escape from the bottle and the mixture ignites too soon, endangering the thrower. If you're into throwing, the following is a much safer method: Once the mixture is prepared and inside the bottle, cap it tightly using the original cap or a suitable cork. Then wash the bottle off with rubbing alcohol and wipe it clean. Just before you leave to strike a target, take a strip of rag or a tampon and dip it in gasoline. Wrap this fuse in a small plastic baggie and attach the whole thing to the neck of the capped bottle with the aid of several rubber bands. When you are ready to toss, use a lighter to ignite the baggie. Pull back your arm and fling it as soon as the tampon catches fire. This is a very safe method if followed to the letter. The bottle must break to ignite. Be sure to throw it with some force against a hard surface.

Naturally, an even safer method is to place the firebomb in a stationary position and rig up a timing fuse. Cap tightly and wipe with alcohol as before. The alcohol wipe not only is a safety factor, but it eliminates tell-tale fingerprints in case the Molotov doesn't ignite. Next, attach an ashcan fire cracker (M-80) or a cherry bomb to the side of the bottle using epoxy glue. A fancier way is to punch a hole in the cap and pull the fuse of the cherry bomb up through the hole before you seal the bottle. A dab of epoxy will hold the fuse in place and insure the seal. A firecracker fuse ignites quickly so something will have to be rigged that will deal the action enough to make a clean getaway.

When the firebomb is placed where you want it, light up a non-filter cigarette. Take a few puffs (being sure not to inhale the vile fumes) to get it going and work the unlighted end over the fuse of the firecracker. This will provide a delay of from 5 to 15 minutes. To use this type of fuse successfully, there must be enough air in the vicinity so the flame won't go out. A strong wind would not be good either. When the cigarette burns down, it sets off the firecracker which in turn explodes and ignites the mixture. The flames shoot out in the direction opposite to where you attach the firecracker, thus allowing you to aim the firebomb at the

most flammable material. With the firecracker in the cap, the flames spread downward in a halo. The cancerette fuse can also be used with a book of matches to ignite a pool of gasoline or a trash can. Stick the unlighted end behind the row of match heads and close the cover. A firecracker attached to a gallon jug of red paint and set off can turn an office into total abstract art.

Commercial fuses are available in many hobby stores. Dynamite fuses are excellent and sold in most rural hardware stores. A good way to make a homemade fuse is described above under the Smoke Bomb section. By adding an extra few feet of fuse to the device and then attaching the lit cancerette fuse, you add an extra measure of caution. It is most important to test every type of fuse device you plan to use a number of times before the actual hit. Some experimentation will allow you to standardize the results. If you really want to get the job done right and have the time, place several molotov cocktails in a group and rig two with fuses (in case one goes out). When one goes, they all go . . .  
.BAROOOOOOOOOOM!



maximize the results. If you really want to get it right and have the time, place several fuses in a group and rig two with fuses (in case one goes out). When one goes, they all OOOOOOOOOM!

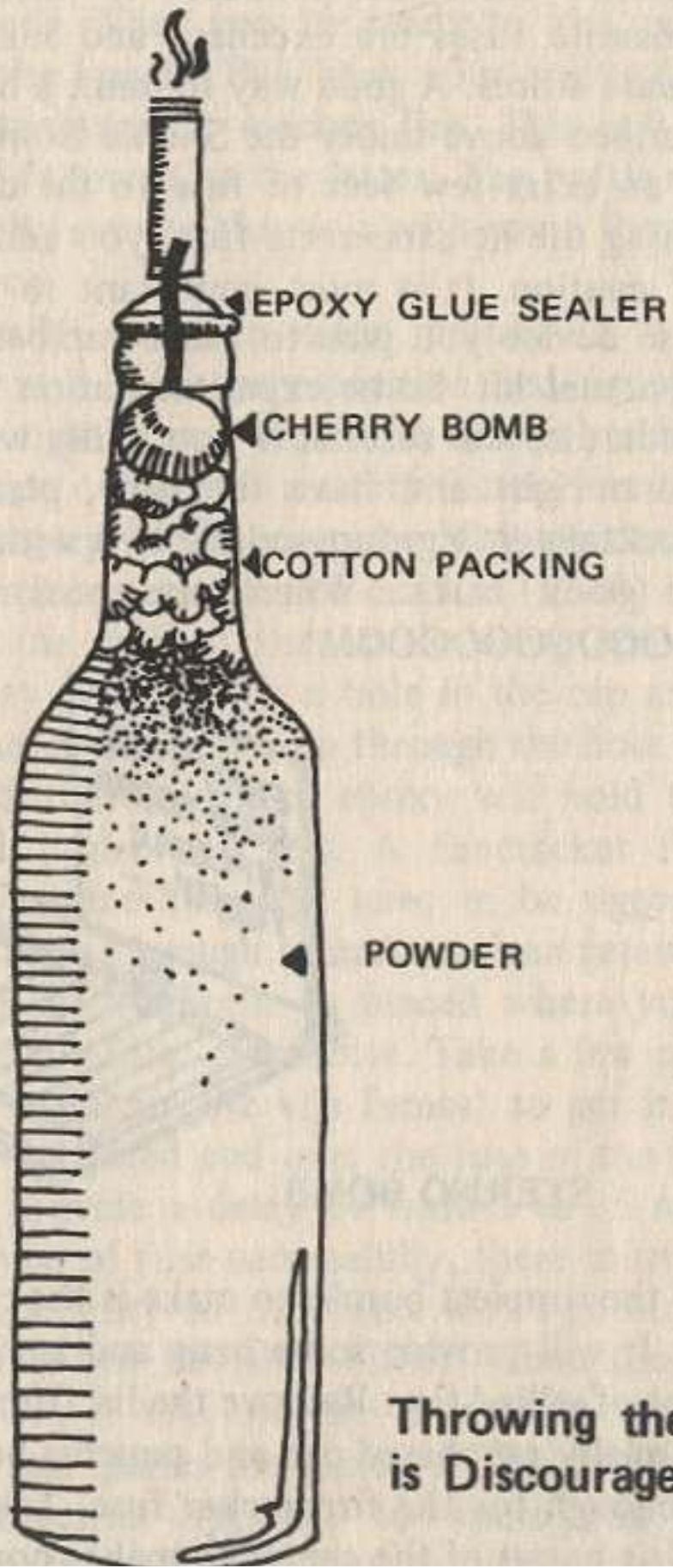


## STERNO BOMB

One of the simplest bombs to make is the converted Sterno can. It will provide some bang and a widely dispersed spray of jellied fire. Remove the lid from a standard, commercially purchased can and punch a hole in the center big enough for the firecracker fuse. Take a large spoonful of jelly out of the center to make room for the firecracker. Insert the firecracker and pull the fuse up through the hole in the lid. When in place, cement around the hole with epoxy glue. Put some more glue around the rim of the can and reseal the lid. Wipe the can and wash off excess with rubbing alcohol. A cancerette fuse should be used. The can could also be taped around a bottle with Molotov mixture and ignited.

## STERNO BOMB

One of the simplest bombs to make is the converted Sterno can. It will provide some bang and a widely dispersed spray of jellied fire. Remove the lid from a standard, commercially purchased can and punch a hole in the center big enough for the firecracker fuse. Take a large spoonful of jelly out of the center to make room for the firecracker. Insert the firecracker and pull the fuse up through the hole in the lid. When in place, cement around the hole with epoxy glue. Put some more glue around the rim of the can and reseal the lid. Wipe the can and wash off excess with rubbing alcohol. A cancerette fuse should be used. The can could also be taped around a bottle with Molotov mixture and ignited.



**Throwing these bombs  
is Discouraged**

## **AEROSOL BOMB**

You can purchase smokeless gunpowder at most stores where guns and ammunition are sold. It is used for reloading bullets. The back of shotgun shells can be opened and the powder removed. Black powder is more highly explosive but more difficult to come by. A graduate chemist can make or get all you'll need. If you know one that can be trusted, go over a lot of shit with him. Try turning him on to learning how to make "plastics" which are absolutely the grooviest explosive available. The ideal urban guerrilla weapons are these explosive plastic compounds.

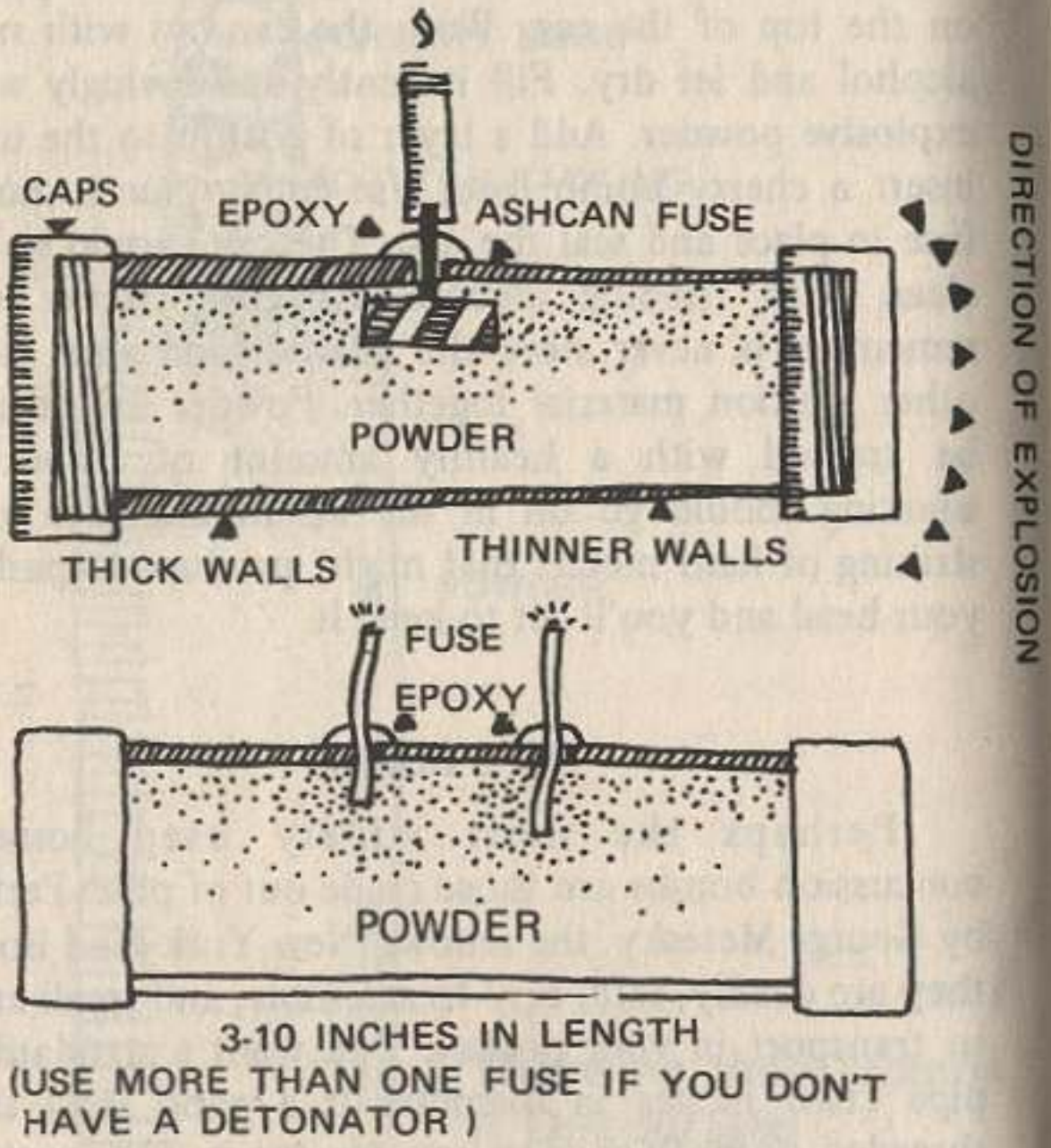
The neat homemade bomb that really packs a wallop can be made from a regular aerosol can that is empty. Remove the nozzle and punch in the nipple area on the top of the can. Wash the can out with rubbing alcohol and let dry. Fill it gently and lovingly with an explosive powder. Add a layer of cotton to the top and insert a cherry bomb fuse. Use epoxy glue to hold the fuse in place and seal the can. The can should be wiped clean with rubbing alcohol. Another safety hint to remember is never store the powder and your fuses or other ignition material together. Powder should always be treated with a healthy amount of respect. No smoking should go on in the assembling area and no striking of hard metals that might produce a spark. Use your head and you'll get to keep it.

## **PIPE BOMBS**

Perhaps the most widely used homemade concussion bombs are those made out of pipe. Perfected by George Metesky, the renown New York Mad Bomber, they are deadly, safe, easy to assemble, and small enough to transport in your pocket. You want a standard steel pipe (two inches in diameter is a good size) that is threaded on both ends so you can cap it. The length you use depends on how big an explosion is desired. Sizes between 3-10 inches in length have been successfully employed. Make sure both caps screw on tightly before you insert the powder. The basic idea to remember is that a bomb is simply a hot fire burning very rapidly in a tightly confined space. The rapidly expanding gases burst against the walls of the bomb. If they are trapped in a tightly sealed iron pipe, when they finally break out, they do so with incredible force. If the bomb itself is placed in a somewhat enclosed area like a ventilation shaft, doorway or alleyway, it will in turn convert this larger area into a "bomb" and increase the over-all explosion immensely.



If you are using a firecracker fuse, insert the firecracker, pull the fuse through and epoxy it into place securely. If



you are using long fusing either with a detonator

When you have the right pipe and both caps selected, drill a hole in the side of the pipe (before powder is inserted) big enough to pull the fuse through. If you are using a firecracker fuse, insert the firecracker, pull the fuse through and epoxy it into place securely. If you are using long fusing either with a detonator (difficult to come by) timing device or a simple cancerette fuse, drill two holes and

run two lines of fuse into the pipe. When you have the fuse rigged to the pipe, you are ready to add the powder. Cap one end snugly, making sure you haven't trapped any grains of powder in the threads. Wipe the device with rubbing alcohol and you're ready to blast off.

A good innovation is to grind down one half of the pipe before you insert the powder. This makes the walls of one end thinner than the walls of the other end. When you place the bomb, the explosion, following the line of least resistance, will head in that direction. You can do this with ordinary grinding tools available in any hardware or machine shop. Be sure not to have the powder around when you are grinding the pipe, since sparks are produced. Woodstock Nation contains instructions for more pipe bombs and a neat timing device (see pages 115-117).

### **GENERAL BOMB STRATEGY**

This section is not meant to be a handbook on explosives. Anyone who wishes to become an expert in the field can procure a number of excellent books on the subject catalogued in the Appendix. In bombing, as in trashing, the same general strategy in regard to the selection of targets applies. Never use anti-personnel shrapnel bombs. Always be careful in placing the devices to keep them away from glass windows and as far away from the front of the building as possible. Direct them away from any area in which there might be people. Sophisticated electric timers should be used only by experts in demolitions. Operate in the wee hours of the night and be careful that you don't injure a night watchman or guard. Telephone in warnings before the bomb goes off. The police record all calls to emergency numbers and occasionally people have been traced down by the use of a voice-o-graph. The best way to avoid detection is by placing a huge wad of chewed up gum on the roof of your mouth before you talk. Using a cloth over the phone is not good enough to avoid detection. Be as brief as possible and always use a pay phone.

When you get books from companies or libraries dealing with explosives or guerrilla warfare, use a phony name and address. Always do this if you obtain chemicals from a chemical supply house. These places are being increasingly watched by the F.B.I. Store your material and literature in a safe cool place and above all, keep your big mouth shut!



*Now if the head is bleeding, do you tighten a tourniquet around the neck?*

## **First Aid For Street Fighters**

Without intending to spook you, we think it is becoming increasingly important for as many people as possible to develop basic first aid skills. As revolutionary struggle intensifies, so will the number and severity of injuries increase. Reliance on establishment medical facilities will become risky. Hospitals that border on "riot" areas are used by police to apprehend suspects. All violence-induced injuries treated by establishment doctors might be reported. Knife and gunshot wounds in all states by law must be immediately phoned in for investigation. At times a victim has no choice but to run such risks. If you can, use a phony name, but everyone should know the location of sympathetic doctors.

Chaos resulting from the gassing, clubbing and shooting associated with a police riot also makes personal first aid important. Most demonstrations have medical teams that run with the people and staff mobile units, but often these become the target of assault by the more vicious pigs. Also, in the confusion, there is usually too much work for the medical teams. Everyone must take responsibility for everyone else if we are to survive in the streets. If you spot someone lying unconscious or badly injured, take it upon yourself to help the victim. Immediately raise your arm or wave your Nation flag and shout for a medic. If the person is badly hurt, it is best not to move him, or her, but if there is the risk of more harm or the area is badly gassed, the victim should be moved to safety. Try to be as gentle as possible. Get some people to help you.

### **WHAT TO DO**

Your attitude in dealing with an injured person is extremely important. Don't panic at the sight of blood. Most bloody injuries look far worse than they are. Don't get nervous if the victim is unconscious. If you're not able to control your own fear about treating someone, call for another person. It helps to attend a few first aid classes to overcome these fears in practice sessions.

When you approach the victim, identify yourself. Calmly, but quickly figure out what's the matter. Check to see if the person is alive by feeling for the pulse. There are a number of spots to check if the blood is circulating, under the chin near the neck, the wrists, and ankles are the most common. Get in the habit of feeling a normal pulse. A high pulse (over 100 per minute) usually indicates shock. A low pulse indicates some kind of injury to the heart or nervous system. Massaging the heart can often restore the heartbeat, especially if its loss is due to a severe blow to the chest. Mouth-to-mouth resuscitation should be used if the victim is not breathing. Both these skills can be mastered in a first aid course in less than an hour and should become second nature to every street fighter.

When it comes to dealing with bleeding or possible fractures, enlisting the victim's help as well as adopting a firm but calm manner will be very reassuring. This is important to avoid shock. Shock occurs when there is a serious loss of



blood and not enough is being supplied to the brain. The symptoms are high pulse rate; cold, clammy, pale skin; trembling or unconsciousness. Try to keep the patient warm with blankets or coats. If a tremendous amount of blood has been lost, the victim may need a transfusion. Routine bleeding can be stopped by firm direct pressure over the source of bleeding for 5 to 10 minutes. If an artery has been cut and bleeding is severe, a tourniquet will be needed. Use a belt, scarf or torn shirtsleeve. Tie the tourniquet around the arm or leg directly above the bleeding area and tighten it until the bleeding stops. Do not loosen the tourniquet. Wrap the injured limb in a cold wet towel or ice if available and move the person to a doctor or hospital before irreparable damage can occur. Don't panic, though, you have about six hours.

A painful blow to a limb is best treated with an ice pack and elevation of the extremity by resting it on a pillow or rolled-up jacket. A severe blow to the chest or side can result in a rib fracture which produces sharp pains when breathing and/or coughing up blood. Chest X-rays will eventually be needed. Other internal injuries can occur from sharp body blows such as kidney injuries. They are usually accompanied by nausea, vomiting, shock and persistent abdominal pain. If you feel a bad internal injury has occurred, get prompt professional help.

Head injuries have to be attended to with more attention than other parts of the body. Treat them by stopping the bleeding with direct pressure. They should be treated before other injuries as they more quickly can cause shock. Every head injury should be X-rayed and the injured person should be watched for the next 24 hours as complications can develop hours after the injury was sustained. After a severe blow to the head, be on the look-out for excessive sleepiness or difficulty in waking. Sharp and persistent headaches, vomiting and nausea, dizziness or difficulty maintaining balance are all warning signs. If they occur after a head injury, call a doctor.

If a limb appears to be broken or fractured, improvise a splint before moving the victim. Place a stiff backing behind the limb such as a board or rolled-up magazine and wrap both with a bandage. Try to avoid moving the injured limb as this can lead to complicating the fracture. Every fracture must be X-rayed to evaluate the extent of the injury and subsequent treatment.

Bullet wounds to the abdomen, chest or head, if loss of consciousness occurs are extremely dangerous and must be seen by a doctor immediately. If the wound occurs in the limb, treat as you would any bleeding with direct pressure bandage and tourniquet only if nothing else will stop the bleeding.

If you expect trouble, every person going to a street scene should have a few minimum supplies in addition to those mentioned in the section on Demonstrations for protection. A handful of bandaids, gauze pads (4x4), an ace bandage (3 inch width), and a roll of 1/2 inch adhesive tape can all easily fit in your pocket. A plastic bag with cotton balls pre-soaked in water will come in

handy in a variety of situations where gas is being used, as will a small bottle of mineral oil. You should write the name, phone number and address of the nearest movement doctor on your arm with a ballpoint pen. Your arm's getting pretty crowded, isn't it? If someone is severely injured, it may be better to save their life by taking them to a hospital, even though that means probable capture for them, rather than try to treat it yourself. However, do not confuse the police with the hospital. Many injured people have been finished off by the porkers, and that's no joke. It is usually better to treat a person yourself rather than let the pigs get them, unless they have ambulance equipment right there and don't seem vicious. Even then, they will often wait until they get two or three victims before making a trip to the hospital.

If you have a special medical problem, such as being a diabetic or having a penicillin allergy, you should wear a medi-alert tag around your neck indicating your condition. Every person who sees a lot of street action should have a tetanus shot at least once in every five years.


Know just this much, and it will help to keep down serious injuries at demonstrations. A few lessons in a first aid class at one of the Free Universities or People's Clinics will go a long way in providing you with the confidence and skill needed in the street.

## **MEDICAL COMMITTEES**

Here is a partial list of some Medical Committees for Human Rights. They will be glad to give you first aid instructions and often organize medical teams to work demonstrations. A complete list is available from the Chicago office.

- BALTIMORE, MARYLAND, 21215 - 6012 Wallis Ave.
- BERKELEY, CALIFORNIA, 94609 - 663 Alcartz
- BIRMINGHAM, ALABAMA, 35205 - 2122 9th Ave. South
- CHICAGO, ILLINOIS - 1512 E. 55th St.
- CLEVELAND, OHIO, 44112 - Outpost, 13017 Euclid Ave.
- DETROIT, MICHIGAN, 48207 - 1300 E. Lafayette
- HARTFORD, CONN., 06112 - 161 Ridgefield St.
- LOS ANGELES, CALIF. - PO Box 2463, Sepulveda, Calif. 91343 (mail)
- NASHVILLE, TENN., 37204 - 3301 Leland Land
- NEW HAVEN, CONN., - 30 Bryden Terrace, Hamden, Conn. 06514 (mail)
- NEW ORLEANS LA., 70130 - 623 Bourbon St.
- NEW YORK, NY 10014 - 15 Charles St.
- PHILADELPHIA, PA., 19119 - 6705 Lincoln Drive
- PITTSBURGH, PA., 15222 - 617 Empire Building
- SAN FRANCISCO, CALIF., 94115 - 2519 Pacific Ave.
- SYRACUSE, NY, 13210 - 931 Comstock Ave.
- WASHINGTON, D.C. - 3410 Taylor St., Chevy Chase, Md. 20015 (mail)





## **Hip-Pocket Law**

### **LEGAL ADVICE**

Any discussion about what to do while waiting for the lawyer has to be qualified by pointing out that from the moment of arrest through the court appearances, cops tend to disregard a defendant's rights. Nonetheless, you should play it according to the book whenever possible as you might get your case bounced out on a technicality. When you get busted, rule number one is that you have the right to remain silent. We advise that you give only your name and address. There is a legal dispute about whether or not you are obligated under the law to do even that, but most lawyers feel you should. The address can be that of a friend if you're uptight about the pigs knowing where you live.

When the pigs grab you, chances are they are going to insult you, rough you up a little and maybe even try to plant some evidence on you. Try to keep your cool. Any struggle on your part, even lying on the street limp, can be considered resisting arrest. Even if you beat the original charge, you can be found guilty of resisting and receive a prison sentence. Often if the pigs beat you, they will say that you attacked them and generally charge you with assault.

If you are stopped in the street on suspicion (which means you're black or have long hair), the police have the right to pat you down to see if you are carrying a weapon. They cannot search you unless they place you under arrest. Technically, this can only be done in the police station where they have the right to examine your possessions. Thus, if you are in a potential arrest situation, you should refrain from carrying dope, sharp objects that can be classified as a weapon, and the names and phone numbers of people close to you, like your dealer, your local bomb factory, and your friends underground.

Forget about talking your way out of it or escaping once you're in the car or paddy wagon. In the police station, insist on being allowed to call your lawyer. Getting change might be a problem so you should always have a few dimes hidden. Since many cases are dismissed because of this, you'll generally be allowed to make some calls, but it might take a few hours. Call a close friend and tell him to get all the cash that can be quickly raised and head down to the court house. Usually the police will let you know where you'll be taken. If they don't, just tell your friend what precinct you're being held at, and he can call the central police headquarters and find out what court you'll be appearing in. Ask your friend to also call a lawyer which you also should do if you get another phone call. Hang up and dial a lawyer or defense committee that has been set up for demonstrations. The lawyer will either come to the station or meet you in court depending on the severity of the charge and the likelihood you'll be beaten in the station. When massive demonstrations are occurring where a number of busts

are anticipated, it's best to have lawyers placed in police stations in the immediate vicinity.

The lawyer will want to know as many details as possible of the case so try and concentrate on remembering a number of things since the pigs aren't going to let you take notes. If you can, remember the name and badge number of the fink that busted you. Sometimes they'll switch arresting officers on you. Remember the time, location of the bust and any potential witnesses that the lawyer might be able to contact.

If you are unable to locate a lawyer, don't panic, the court will assign you one at the time of the arraignment. Legal Aid lawyers are free and can usually do as good a job as a private lawyer at an arraignment. Often they can do better, as the judge might set a lower bail if he sees you can't afford a private lawyer. The arraignment is probably the first place you'll find out what the charges are against you. There will also be a court date set and bail established. The amount of bail depends on a variety of factors ranging from previous convictions to the judge's hangover. It can be put up in collateral, i.e., a bank book, or often there is a cash alternative offered which amounts to about 10% of the total bail.

Your friend should be in the court with some cash (at least a hundred dollars is recommended). For very high bail, there are the bail bondsmen in the area of the courthouse who will cover the bail for a fee, generally not to exceed 5%. You will need some signatures of solid citizens to sign the bail papers and perhaps put up some collateral.

Once you get bailed out, you should contact a private lawyer, preferably one that has experience with your type of case. If you are low on bread, check out one of the community or movement legal groups in your area. It is not advisable to keep the legal aid lawyer beyond the arraignment if at all possible.

If you're in a car or in your home, the police do not have a right to search the premises without a search warrant or probable cause. Do not consent to any search without a warrant, especially if there are witnesses around who can hear you. Without your consent, the pigs must prove probable cause in the court. It's unbelievable the number of defendants that not only come naked, but pull their own pants down. Make the cops kick in the door or break open the trunk themselves. You are under no obligation to assist them in collecting evidence, and helping them weakens your case.

## **LAWYERS GROUPS**

National Lawyers Guild



The "Guild" provides various free legal services especially for political prisoners. If you have any legal hassles, call and see if they'll help you. You can call the one nearest you and get the name of a good lawyer in your area.

- BOSTON - 70 Charles St.
- DETROIT - 5705 N. Woodward St.
- LOS ANGELES - c/o Haymarket, 507 N. Hoover St.
- NEW YORK - 1 Hudson St.
- SAN FRANCISCO - 197 Steiner St.

Outside of these areas, there are no offices, but people to contact in the following cities are:

- FLINT, MICH., Carl Bekofske, 1003 Church St.
- PHILADELPHIA, PA. - A. Harry Levitan, 1412 Fox Building
- WASHINGTON, D.C. - S. David Levy, 2812 Pennsylvania Ave., N.W.

#### American Civil Liberties Union

The ACLU is not as radical as the Guild, but will in rare instances provide good lawyers for a variety of civil liberty cases such as censorship, denial of permits to demonstrations, and the like. But beware of their tendency to win the legal point while losing the case. Here is a list of some of their larger offices.

- ALABAMA - Box 1972, University, Alabama 35486
- CALIFORNIA - ACLU of Northern California, 503 Market St.,
- SAN FRANCISCO, CA - 94105 (EX 2-4692)
- COLORADO - 1452 Pennsylvania St., Denver, Colorado 80203 (303-TA5-2930)
- GEORGIA - 5 Forsyth St. N.W., Atlanta, Georgia 30303 (404-523-5398)
- ILLINOIS - 6 S. Clark, Chicago, Illinois 60603 (312-236-5564)
- MICHIGAN - 234 State St., Detroit, Mich. 48226 (313-961-4662)
- MONTANA - 2707 Glenwood Land, Billings, Montana 59102 (406-651-2328)
- NEW MEXICO - 131 La Vega S.W., Albuquerque, New Mexico 87105 (505-877-5286)
- NEW YORK - 156 Fifth Ave., New York, NY 10010 (212-WA9-6076)
- NORTH DAKOTA - Ward County (Minot), Box 1000, Minot, North Dakota 58701 (702-838-0381)
- OHIO - Suite 200, 203 E. Broad St., Columbus, Ohio 43215
- WASHINGTON, DC - (NACLU) 1424 16th St. NW, Suite 501,
- WASHINGTON, DC - 20036 (202-483-3830) (202-483-3830)
- WEST VIRGINIA - 1228 Seventh St., Huntington, West Virginia 25701
- WISCONSIN - 1840 N. Farwell Ave., Rm. 303, Milwaukee, Wisc. 53202 (414-272-4032)

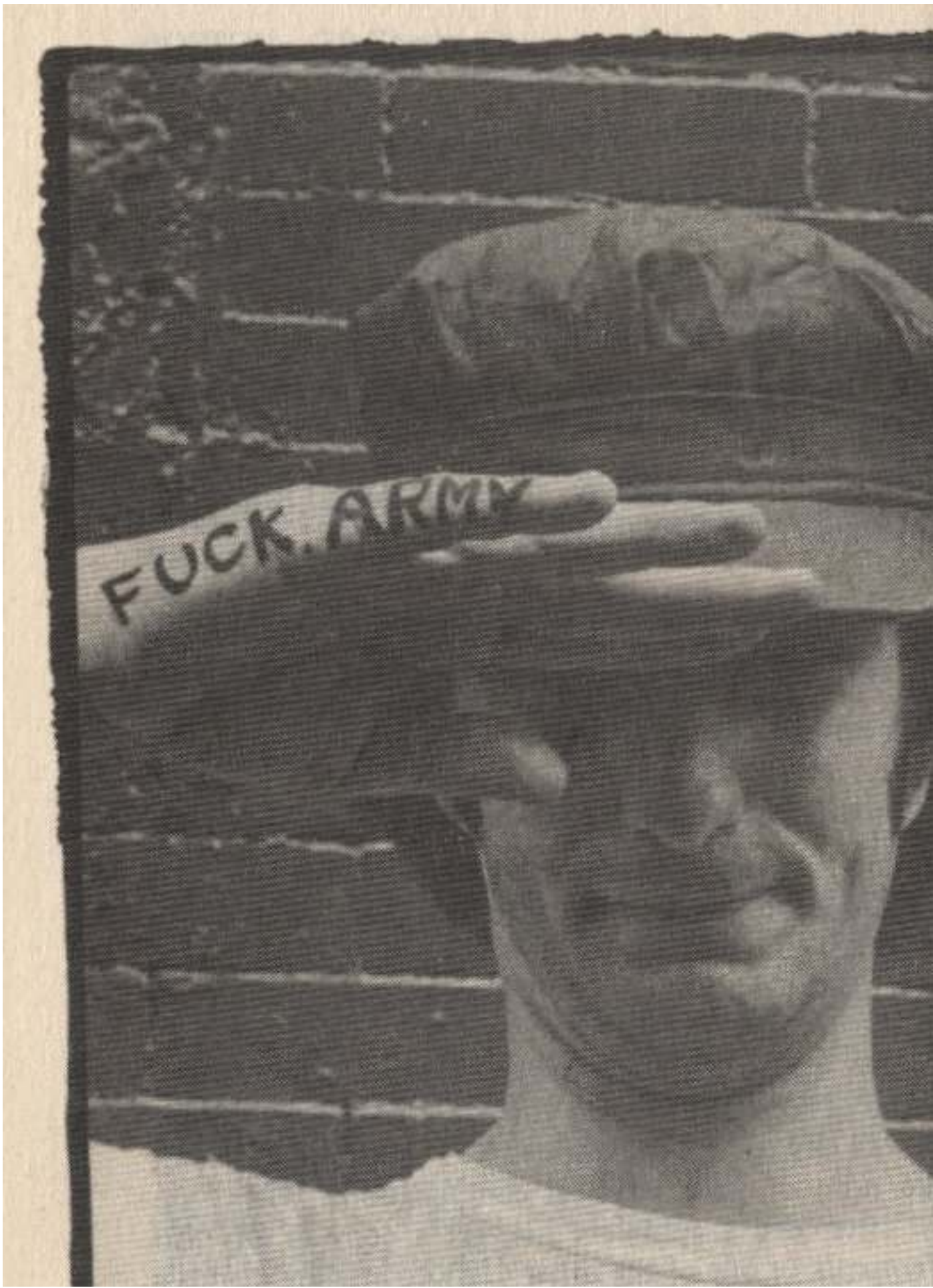


To obtain a complete list of all the ACLU chapters, write: American Civil Liberties Union, 156 5th Avenue, New York, NY 10010, or call them at (212) WA 9-6076.

### **JOIN THE ARMY OF YOUR CHOICE**

The first rule of our new Nation prohibits any of us from serving in the army of a foreign power with which we do not have an alliance. Since we exist in a state of war with the Pig Empire, we all have a responsibility to beat the draft by any means necessary.

First check out your medical history. Review every chronic or long-term illness you ever had. Be sure to put down all the serious infections like mono or hep. Next, make note of your physical complications. When you have assembled a complete list, get a copy of Physical Deferments or one of the other draft counseling manuals and see if you qualify. If you have a legitimate deferment, document it with a letter from a doctor.



The next best deal is a Conscientious Objection status (C.O.) or a psychiatric deferment (psycho). The laws have been getting progressively broader in defining C.O. status during the past few years. The most recent being, "sincere moral objections to war," without necessarily a belief in a supreme being. There are general guidelines sent out by the National Office of Selective Service that say it is a matter of conscience. The decision, however, is still pretty much in the hands of the local board. Visit a Draft Counseling Center if you feel you have a chance for this type of story. They'll know how your local board tends to rule. There are still some more cases to be heard by the Supreme Court before objection to a particular war is allowed or disallowed. It is not grounds for deferment as of now.

Psychos are our specialty. Chromosome damage has totally wiped out our minds when it comes to concentrating on killing innocent people in Asia. When you get your invite to join the army, there are lots of ways you can prepare yourself mentally. Begin by staggering up to a cop and telling him you don't know who you are or where you live. He'll arrange for you to be chauffeured to the nearest mental hospital. There you repeat your performance, dropping the clue that you have used LSD in the past, but you aren't sure if you're on it now or not. In due time, they'll put you up for the night. When morning comes, you bounce out of bed, remember who you are, swear you'll never drop acid again and thank everyone who took care of you. Within a few hours, you'll be discharged. Don't be uptight about thinking how they'll lock you up forever cause you really are nuts. The hospitals measure victories by how quickly they can throw you out the door. They are all overcrowded anyway.

In most areas, a one-night stand in a mental hospital is enough to convince the shrink at the induction center that you're capable of eating the flesh of a colonel. Just before you go, see a sympathetic psychiatrist and explain your sad mental shape. He'll get verification that you did time in a hospital and include it in his letter, that you'll take along to the induction center.

When you get to the physical examination, a high point in any young man's life, there are lots of things working in your favor. Here, long hair helps; the army doesn't want to bother with trouble-makers. Remember this even though a tough looking sergeant runs down bullshit about "how they're gonna fix your ass" and "anybody with a trigger finger gets passed." He's just auditioning for the Audie Murphy movies, so don't believe anything he lays down.

Talk to the other guys about how rotten the war in Vietnam is and how if you get forced to go, you'll end up shooting some officers. Tell them you'd like the training so you can come back and take up with the Weathermen.

Check off as many items as can't be verified when given the forms. Suicide, dizzy spells, bed-wetting, dope addiction, homosexuality, hepatitis. Be able to drop a few symptoms on the psychiatrist to back up your story of rejection by a cold and

brutal society that was indifferent, from a domineering father that beat you, and mother that didn't understand anything. Be able to trace your history of bad family relationships, your taking to the streets at 15 and eventually your getting "hooked." Let him "pry" things out of you if possible. Show him your letter if you had the foresight to get one.

Practice a good story before you go for the physical with someone who has already beat the system. If your local board is fucked up, you can transfer to an area that disqualifies almost everyone who wants out, such as the New York City boards. If you can't think of anything you can always get FUCK ARMY tattooed on the outside of the baby finger of your right hand and give the tough sergeant a snappy salute and a hearty "yes sir!"\*

\*If unfortunately you get hauled in. The Army gives you a life insurance policy. By making Dan Berrigan or Angela Davis the beneficiary you might avoid front-line duty.

## **CANADA, SWEDEN & POLITICAL ASYLUM**

If you've totally fucked up your chances of getting a deferment or already are in the service and considering ditching, there are some things that you should know about asylum.

There are three categories of countries that you should be interested in if you are planning to ship out to avoid the draft or a serious prison term. The safest countries are those with which Amerika has mutual offense treaties such as Cuba, North Korea and those behind the so-called Iron Curtain. The next safest are countries unfriendly to the U.S. but suffer the possibility of a military coup which might radically affect your status. Cambodia is a recent example of a border-line country. Some cats hijacked a ship bound for Vietnam and went to Cambodia where they were granted asylum. Shortly thereafter the military with a good deal of help from the CIA, took over and now the cats are in jail. Algeria is currently a popular sanctuary in this category.

Sweden will provide political asylum for draft dodgers and deserters. It helps to have a passport, but even that isn't necessary since they are required by their own laws to let you in. There are now about 35,000 exiles from the Pig Empire living in Sweden. The American Deserters Committee, Upplandsgaten 18, Stockholm, phone 08-344663, will provide you with immediate help, contacts and procedural information once you get there. If you enter as a tourist with a passport, you can just go to the local police station, state you are seeking asylum and fill out a form. It's that simple. They stamp your passport and this allows you to hustle rent and food from the Swedish Social Bureau. It takes six months for you to get working papers that will permit you to get employment, but you can live on welfare until then with no hassle. The following places can be contacted, for additional help. They are all in Stockholm:

- Reverend Tom Hayes 82-42-11 or 21-45-86
- Kristina Nystrom of the Social Bureau 08-230570
- Bengt Suderstrom 31-84-32 (legal)
- Hans-Goran Franck 10-25-02(legal)

Canada does not offer political asylum but they do not support the U.S. foreign policy in Southeast Asia so they allow draft dodgers and deserters to the current tune of 50,000 to live there unmolested. Do not tell the officials at the border that you are a deserter or draft dodger, as they will turn you in. Pose as a visitor. To work in Canada you have to qualify for landed immigration status under a point system.

There will be a number of background questions asked and you have to score 50 points or better to pass and qualify. You get one point for each year of formal education, 10 points if you have a professional skill, 10 points for being between 18-35 years of age, more points for having a Canadian home and job waiting for you, for knowing English or French and a whopping 15 points for having a stereotyped middle class appearance and life-style. Letters from a priest or rabbi will help here. Some entry points are easier than others. Kingsgate, for example, just north of Montana is very good on weekdays after 10:00 P.M.

The best approach if you are considering going to Canada is to write or, better still, visit the Montreal Council to Aid War Resisters, Case Postale 5, Westmount, Montreal, 215 Quebec or American Deserters Committee, 3837 Blvd., Saint Laurent, St. Louis, Montreal 3, Quebec. They will provide you with the latest info on procedures and the problems of living in Canada as a war resister. If you can't make it up there, see a local anti-war organization for counseling. If you are already in the army, you should find out all you need to know before you ditch. It's best to cross the border while you're on leave as it might mean the difference between going AWOL and desertion if you decide to come back. In any event, no one should renounce their citizenship until they have qualified for landed immigration status as that would classify the person as a non-resident and make it possible for the Canadian police to send you back, which on a few rare occasions has happened.

Because there have been few cases of fugitives from the U.S. seeking political asylum, there is not a clear and ample formula that can be stated. Germany, France, Belgium and Sweden will often offer asylum for obvious political cases but each case must be considered individually. Go there incognito. Contact a movement organization or lawyer and have them make application to the government. Usually they will let you stay if you promise not to engage in political organizing in their country. In any event if they deport you these countries are good enough to let you pick the country to which you desire to be sent.

We feel it's our obligation to let people know that life in exile is not all a neat deal, not by a long shot. You are removed from the struggle here at home, the

problems of finding work are immense and the customs of the people are strange to you. Most people are unhappy in exile. Many return, some turn themselves in and others come back to join the growing radical underground making war in the belly of the great white whale.



*Canada welcomes hard-working middle class immigrants.*







# Steal Now, Pay Never

## SHOPLIFTING

This section presents some general guidelines on thievery to put you ahead of the impulse swiping. With some planning ahead, practice and a little nerve, you can pick up on some terrific bargains.

Being a successful shoplifter requires the development of an outlaw mentality. When you enter a store you should already have cased the joint so don't browse around examining all sorts of items, staring over your shoulder and generally appearing like you're about to snatch something and are afraid of getting caught. Enter, having a good idea of what you want and where it's located.

Camouflage is important. Be sure you dress the part by looking like an average customer. If you are going to rip-off expensive stores (why settle for less), act like you have a chauffeur driven car double parked around the corner. A good rule is dress in the style and price range of the clothes, etc., you are about to shoplift. The reason we recommend the more expensive stores is that they tend to have less security guards, relying instead on mechanical methods or more usually on just the sales people. Many salespeople are uptight about carrying out a bust if they catch you. A large number are thieves themselves, in fact one good way to steal is simply explain to the salesclerk that you're broke and ask if you can take something without paying. It's a great way to radicalize shop personnel by rapping to them about why they shouldn't give a shit if the boss gets ripped off.

The best time to work out is on a rainy, cold day during a busy shopping season. Christmas holiday is a shoplifter's paradise. In these periods you can wear heavy overcoats or loose raincoats without attracting suspicion. The crowds of shoppers will keep the nosy "can-I-help-you's" from fucking up your style.

Since you have already checked out the store before hitting it, you'll know the store's "blind-spots" where you can be busy without being observed too easily. Dressing rooms, blind alley aisles and washrooms are some good spots. Know where the cashier's counter is located, where the exits to the street and storage rooms are to be found, and most important, the type of security system in use.

If you are going to snatch in the dressing room, be sure to carry more than one item in with you. Don't leave tell-tale empty hangers behind. Take them out and ditch them in the aisles.

An increasingly popular method of security is a small shoplifting plastic detector attached to the price tag. It says "Do Not Remove" and if you do, it electronically triggers an alarm in the store. If you try to make it out the door, it also trips the alarm system. When a customer buys the item, the cashier removes the detector with a special deactivation machine. When you enter the store, notice if the door


is rigged with electronic eyes. They are often at the waist level, which means if the item is strapped to your calf or tucked under your hat, you can walk out without a peep from the alarm. If you trigger the alarm either inside the store or at the threshold, just dash off lickety-split. The electronic eyes are often disguised as part of the decor. By checking to see what the cashier does with merchandise bought, you can be sure if the store is rigged. Other methods are undercover pigs that look like shoppers, one-way mirrors and remote control television cameras. Undercover pigs are expensive so stores are usually understaffed. Just watch out (without appearing to watch out) that no one observes you in action. As to mirrors and cameras there are always blind spots in a store created when displays are moved around, counters shifted, and boxes piled in the aisles. Mirrors and cameras are rarely adjusted to fit these changes. Don't get turned off by this security jazz. The percentage of stores that have sophisticated security systems such as those described is very small. If you work out at lunch time, the security guards and many of the sales personnel will be out of the store. Just before closing is also good, because the clerks are concentrating on going home.

By taking only one or two items, you can prevent a bust if caught by just acting like a dizzy klepto socialite getting kicks or use the "Oh-gee-I-forgot-to-pay" routine. Stores don't want to hassle going into court to press charges, so they usually let you go after you return the stuff. If you thought ahead, you'll have some cash ready to pay for the items you've pocketed, if caught. Leave your I.D. and phone book at home before going shopping. People rarely go to jail for shoplifting, most if caught never even see a real cop. Just lie like a fucker and the most you'll get is a lecture on law and order and a warning not to come back to that store or else.

## **TECHNIQUES**

The lining of a bulky overcoat or loose raincoat can be elaborately outfitted with a variety of custom-made large pockets. The openings to these pockets are not visible since they are inside the coat. The outside pockets can be torn out leaving only the opening or slit. Thus you can reach your hand (at counter level) through the slit in your coat and drop objects into the secret pockets sewn into the lining. Pants can also be rigged with secret pockets. The idea is to let your fingers do the walking through the slit in your coat, while the rest of the body remains the casual browser. You'll be amazed at how much you can tuck away without any noticeable bulge.

Another method is to use a hidden belt attached to the inside of your coat or pants. The belt is specially designed with hooks or clothespins to which items can be discretely attached. Ditching items into hidden pockets requires a little cunning. You should practice before a mirror until you get good at it.



A good idea is to work with a partner. Dig this neat duet. A man and woman walk into a store together looking like a respectable husband and wife. The man purchases a good belt or shirt and engages the salesman in some distracting conversation as he rings up the sale. Meanwhile, back in the aisle, "wife" is busy rolling up two or three suits. Start from the bottom while they are still on the rack and roll them up, pants and jackets together, the way you would roll a sleeping bag. The sleeves are tied around the roll making a neat little bundle. The bundle is then tucked between your thighs. The whole operation takes about a minute and with some practice you can walk for hours with a good size bundle between your legs and not appear like you just shit in your pants. Try this with a coat on in front of a mirror and see how good you get at it.

Another team method is for one or more partners to distract the sales clerks while the other stuffs. There are all sorts of theater skits possible. One person can act drunk or better still appear to be having an epileptic fit. Two people can start a fight with each other. There are loads of ways, just remember how they do it in the next spy movie you see.

One of the best gimmicks around is the packaging technique. Once you have the target item in hand, head for the fitting room or other secluded spot. Take out a large piece of gift wrapping and ribbon. Quickly wrap up the item so it will look like you brought it in with you. Many stores have their own bags and staple the cash register receipt to the top of the bag when you make a purchase. Get a number of these bags by saving them if you make a purchase or dropping around to the receiving department with a request for some bags for your Christmas play or something. Next collect some sales receipts, usually from the sidewalk or trash cans in front of the store. Buy or rip-off a small pocket stapler for less than a dollar. When you get the item you want, drop it in the bag and staple it closed, remembering to attach the receipt. This is an absolutely perfect method and takes just a few seconds. It eliminates a lot of unsightly bulges in your coat and is good for warm-weather heisting.





A dummy shopping bag can be rigged with a bit of ingenuity. The idea is to make it look like the bag is full when there's still lots of room left. Use strips of cardboard taped to the inside of the bag to give it some body. Remember to carry it like it's filled with items, not air. Professional heisters often use a "booster box," usually a neatly wrapped empty package with one end that opens upon touch. This is ideal for electrical appliances, jewelry, and even heavy items such as portable television sets. The trick side can be fitted with a spring door so once the toaster is inside the door slams shut. Don't wear a black hat and cape and go around waving a wand yelling "Abracadabra," just be your usual shlep shopper self. If you can manage it, the trick side just can be an opening without a trick door. Just carry the booster box with the open side pressed against your body. Briefcases, suitcases and other types of carrying devices can all be made to hold items. Once you have something neatly tucked away in a bag or box, it's pretty hard to prove you didn't come in with it.



## **ON THE JOB**

By far the easiest and most productive method of stealing is on the job. Wages paid to delivery boys, sales clerks, shippers, cashiers and the like are so insulting that stealing really is a way of maintaining self-respect. If you are set on stealing the store dry when you apply for the job, begin with your best foot forward. Make what employment agencies call a "good appearance." Exude cleanliness, Godliness, sobriety and all the other WASPy virtues third grade teachers insist upon. Building up a good front will eliminate suspicion when things are "missing."

Mail clerks and delivery boys can work all sorts of neat tricks. When things get a little slow, type up some labels addressed to yourself or to close friends and play Santa Claus. Wrap yourself a few packages or take one that is supposed to go to a customer and put your label over theirs. Blame it on the post office or on the fact that "things get messed up `cause of all the bureaucracy." It's great to be the one to verbalize the boss's own general feelings before he does when something goes awry. The best on-the-job crooks always end up getting promoted.

Cashiers and sales persons who have access to money can pick up a little pocket change without too much effort, no matter how closely they are watched by supervisors. Women can make use of torn hems to stash coins and bills. Men can utilize cuffs. Both can use shoes and don't forget those secret little pockets you learned about in the last section. If you ring up items on a cash register, you can easily mistake \$1.39 for 39¢ or \$1.98 for 98¢ during the course of a hectic day. Leave pennies on the top shelf of the cash register and move one to the far right side every time you skip a dollar. That way at the end of the day, you'll know how much to pocket and won't have to constantly be stuffing, stuffing, stuffing.

If you pick up trash or clean up, you can stick all sorts of items into wastebaskets and later sneak them out of the store.

There are many ways of working heists with partners who pose as customers. See the sections on free food and clothing for these. There are also ways of working partnerships on the job. A cashier at a movie theater and a doorman can work out a system where the doorman collects the tickets and returns them to the cashier to sell again.

A neat way to make a large haul is to get a job through an agency as a domestic for some rich slob. You should use a phony identification when you sign up at the agency. Once you are busy dusting the town house, check around for anything valuable to be taken home. Pick up the phone, order all sorts of merchandise, and have it delivered. A friend with a U-haul can help you really clean up.

## **CREDIT CARDS**



Any discussion of shoplifting and forgeries inevitably leads to a rap on credit cards; those little shiny plastic wonder passes to fantasy land that are rendering cash obsolete. There are many ways to land a free credit card. You can get one yourself if your credit is good, or from a friend: report it stolen and go on a binge around town. Sign your name a little funny. Super underworld types might know where you can purchase a card that's not too hot on the black market. You might heist one at a fashionable party or restaurant. If you're a hat check girl at a night club, don't forget to check out pockets and handbags for plastic goodies.\*

Finally, you can redo a legitimate card with a new number and signature and be sure that it's on no one's "hot list." Begin by removing the ink on the raised letters with any polyester resin cleaner. Next, the plastic card should be held against a flat iron until the raised identification number is melted. You can use a razor blade to shave off rough spots. This combination of razor blade and hot iron, when worked skillfully, will produce a perfect blank card. When the card is smooth as new, reheat it using the flat iron and press an addressograph plate into the soft plastic. The ink can be replaced by matching the original at any stationary store. If this is too hard, you can buy machines to make your own credit cards, which are made for small department stores. Granted, this method is going require some expertise, but once you've learned to successfully forge a credit card, buy every item imaginable, eat fancy meals, and even get real money from a bank.

\*The absolute best method is to have an accomplice working in the post office rip off the new cards that are mailed out. They get to know quickly which envelopes contain new credit cards. Since the person never receives the card it never dawns on them to report it stolen. This gives you at least a solid month of carefree spending and your signature will be perfect.

Whether your credit card is stolen, borrowed or forged, you still have to follow some guidelines to get away without any hassle. Know the store's checking method before you pass the hot card. Most stores have a fifty-dollar limit where they only call upstairs on items costing fifty dollars or more. In some stores it's less. Some places have a Regiscope system that takes your picture with each purchase. You should always carry at least one piece of back-up identification to use with the phony card as the clerk might get suspicious if you don't have any other ID. They can check out a "hot list" that the credit card companies send out monthly, so if you're uptight about anything watch the clerk's movements at all times. If things get tight, just split real quick. Often, even if a clerk or boss thinks it's a phony, they'll OK the sale anyway since the credit card companies make good to the stores on all purchases; legit or otherwise. Similarly, the insurance companies make good to the credit companies and so on until you get to a little group of hard working elves in the basement of the U.S. Mint who do nothing but print free money and lie to everybody about there being tons of gold at Fort Knox to back up their own little forging operation.



## Monkey Warfare

If you like Halloween, you'll love monkey warfare. It's ideal for people uptight about guns, bombs and other children's toys, and allows for imaginative forms of protesting, many of which will become myth, hence duplicated and enlarged upon. A syringe (minus the needle) or a cooking baster can be filled with a dilute solution of epoxy glue. Get the two tubes in a hardware store and squeeze into a small bottle of rubbing alcohol. Shake real good and pour into the baster or syringe. You have about thirty minutes before the mixture gets too hard to use. Go after locks, parking meters, and telephones. You can fuck up the companies that use IBM cards by buying a cheap punch or using an Exacto knife and cutting an extra hole in the card before you return it with your payment. By the way, when you return payments always pay a few cents under or over. The company has to send you a credit or another bill and it screws up their bookkeeping system. Remember, always bend, fold, staple or otherwise mutilate the card. By the way if you ever find yourself in a computer room during a strike, you might want to fuck up the school records. You can do this by passing a large magnet or portable electro-magnet rapidly back and forth across the reels of tape, thus erasing them. And don't miss the tour of the IBM plant, either.

Another good bit is to rent a safe deposit box (only about \$7.00 a year) in a bank using a phony name. That usually only need a signature and don't ask for identification. When you get a box, deposit a good size dead fish inside the deposit box, close it up and return it to its proper niche. From then on, forget about it. Now think about it, in a few months there is going to be a hell-of-a-smell from your small investment. It's going to be almost impossible to trace and besides, they can never open the box without your permission. Since you don't exist, they'll have no alternative but to move away. Invest in the Stank of Amerika savings program. Just check out Lake Erie and you'll see saving fish isn't such a dumb idea. If you get caught, tell them you inherited the fish from your grandmother and it has sentimental value.

There are lots of things you can send banks, draft boards and corporations that contribute to pollution via the mails. It is possible to also have things delivered. Have a hearse and flowers sent to the chief of police. We know someone who had a truckload of cement dumped in the driveway of her boss under the fib that the driveway was going to be repaved.

By getting masses of people to use electricity, phones or water at a given time, you can fuck up some not-so-public utility. The whole problem is getting the word out. For example, 10,000 people turning on all their electrical appliances and lights in their homes at a given time can cause a blackout in any major city. A hot summer day at about 3:00 PM is best. Five thousand people calling up Washington, D.C. at 3:00 PM on a Friday (one of the busiest hours) ties up the major trunk lines and really puts a cramp in the government's style of carrying on. Call (202) 555-1212, which is information and you won't even have to pay for the

call. If you call a government official, ask some questions like "How many kids did you kill today?" or "What kind of liquor do Congressmen drink?" or offer to take Teddy Kennedy for a ride. A woman can cause some real excitement by calling a Congressman's office and screaming "Tell that bastard he forgot to meet Irene at the motel this afternoon."

A Washington call-in would work even better by phoning direct to homes of the big boys. For starters you can call collect the following\*:

- Richard M. Nixon - El Presidente - (202) 456-1444
- Spiro T. Agnew - El Toro - (202) 265-2000 ext. 6400
- John N. Mitchell - El Butcher - (202) 965-2900
- Melvin R. Laird - El Defendo - (301) 652-4449
- Henry A. Kissinger - El Exigente - (202) 337-0042
- William P. Rogers - El Crapper - (301) 654-7125
- General Earl G. Wheeler - El Joint Bosso - (703) 527-6119
- General William C. Westmoreland - El Pollutoni - (703) 527-6999
- Richard M. Helms - El Assassin - (301) 652-4122
- John N. Chafee - El Sinko Swimmie - (703) 536-5411

\*Any group who elopes with any of the persons listed is entitled to a free copy of this book. Anyone who parlays all 10 in a lift-off can have all the royalties. Send ears for verification.

A great national campaign can be promoted that asks people to protest the presidential election farces on Inauguration Day. When a president says "So help me God," rush in and flush the toilet. A successful Flush for God campaign can really screw up the water system.

If you want to give Ma Bell an electric permanent, consider this nasty. Cut the female device off an ordinary extension cord and expose the two wires. Unscrew the mouthpiece on the phone and remove the voice amplifier. You will see a red and a black wire attached to two terminals. Attach each of the wires from the extension cord to each one from the phone. Next plug in the extension cord to a wall socket. What you are doing is sending 120 volts of electricity back through equipment which is built for only volts. You can knock off thousands of phones, switchboards and devices if all goes right. It's best to do this on the phone in a large office building or university. You certainly will knock out their fuses. Unfortunately, at home your own phone will probably be knocked out of commission. If that happens, simply call up the business office and complain. They'll give you a new phone just the way they give the other seven million people that requested them that day.

Remember, January is Alien Registration Month, so don't forget to fill out an application at the Post Office, listing yourself as a citizen of Free Nation. Then when they ask you to "Love it or leave it," tell them you already left!






*Okay General Mitchell, let's see you dance*

## Piece Now

It's ridiculous to talk about a revolution without a few words on guns. If you haven't been in the army or done some hunting, you probably have a built-in fear against guns that can only be overcome by familiarizing yourself with them.



## HANDGUNS

There are two basic types of handguns or pistols: the revolver carries a load of 5 or 6 bullets in a "revolving" chamber. The automatic usually holds the same number, but some can hold up to 14 bullets. Also, in the automatic the bullets can be already packed in a magazine which quickly snaps into position in the handle. The revolver must be reloaded one bullet at a time. An automatic can jam on rare occasions, or misfire, but with a revolver you just pull the trigger and there's a new bullet ready to fire. Despite pictures of Roy Rogers blasting a silver dollar out of the sky, handguns are difficult to master a high degree of accuracy with and are only good at short ranges. If you can hit a pig-size object at 25 yards, you've been practicing.



Among automatics, the Colt 45 is a popular model with a long record of reliability. A good popular favorite is a Parabellum 9 mm, which has the advantage of a double action on the first shot, meaning that the hammer does not have to be cocked, making possible a quick first shot without carrying a cocked gun around. By the way, do not bother with any handgun smaller than a .38 caliber, because cartridges smaller than that are too weak to be effective.

Revolvers come in all sizes and makes, as do automatics. The most highly recommended are the .38 Special and the .357 Magnum. Almost all police forces use the .38 Special. They are light, accurate and the small-frame models are easy to conceal. If you get one, use high velocity hollow pointed bullets, such as the Speer DWM (146 grain h.p.) or the Super Vel (110 grain h.p.). The hollow point shatters on contact, insuring a kill to the not-so-straight shooters. Smith and Wesson makes the most popular .38 Special. The Charter Arms is a favorite model. The .357 Magnum is an extremely powerful handgun. You can shoot right through the wall of a thick door with one at a distance of 20 yards. It has its own ammo, but can also use the bullets designed for the .38. Both guns are about the same in price, running from \$75-\$100 new. An automatic generally runs about \$25 higher.

## **RIFLES**

There are two commonly available types of rifles; the bolt action and the semi-automatic. War surplus bolt action rifles are cheap and usually pretty accurate, but have a slower rate of fire than a semi-automatic. A semi-automatic is preferable in nearly all cases. The M-1 carbine is probably the best semi-automatic for the money (about \$80). It's light, short, easy to handle and has only the drawback of a cartridge that's a little underpowered. Among bolt actions, the Springfield, Mauser, Royal Enfield, Russian 7.62, and the Lee Harvey Oswald Special, the Mannlicher-Carcano, are all good buys for the money (about \$20).

One of the best semi-automatics is the AR-18, which is the civilian version of the military M-16. In general, this is a fantastic gun with a high rate of fire, minimal recoil, high accuracy, light weight, and easy maintenance. If kept clean, it will rarely jam, and the bullet has astounding stopping power. It sells for around \$225.

## **SHOTGUNS**

The shotgun is the ideal defensive weapon. It's perfect for the vamping band of pigs or hard-heads that tries to lynch you. Being a good shot isn't that necessary because a shotgun shoots a bunch of lead pellets that spread over a wide range as they leave the barrel. There are two common types: the pump action and the semi-automatic. Single shot types and double-barrel types do not have a high enough rate of fire for self-defense.

The pump action is easy to use and reliable. It usually holds about five shells in a tube underneath the barrel. For self-defense you should use 00 buckshot shells. Shotguns come in various gauges, but you will want the largest commonly available, the 12 gauge. The Mossberg Model 500 A is a super weapon in this category which sells for about \$90. When buying one, try to get a shotgun with a barrel as short as possible up to the legal limit of 18 inches. It is easy to cut down a longer barrel, too. This increases the area sprayed.

The semi-automatic gun is not used too much for self-defense, as they usually hold only three shells. With some practice, you can shoot a pump nearly as fast as a semi-automatic, and they are much cheaper. See the gun books catalogued in the Appendix for more information.

There are many other good guns available, and a great deal to know about choosing the right gun for the right situation. Reading a little right wing gun literature will help.

## **OTHER WEAPONS**

If you are around a military base, you will find it relatively easy to get your hands on an M-79 grenade launcher, which is like a giant shotgun and is probably the best self-defense weapon of all time. Just inquire discreetly among some long-haired soldiers.

## **TRAINING**


Owning a gun ain't shit unless you know how to use it. They make a hell of a racket when fired so you just can't work out in your den or cellar except with a BB gun, which is good in between real practice sessions. Find a buddy who served in the military or is into hunting or target-shooting and ask him to teach you the fundamentals of gun handling and safety. If you're over 18, you can practice on one of your local firing ranges. Look them up in the Yellow Pages, call and see if they offer instructions. They are usually pretty cheap to use. In an hour, you can learn the basics you need to know about guns and the rest is mostly practice, practice, just like in the westerns. Contact the National Rifle Association, Washington D.C. and ask for information on forming a gun club. If you can, you are entitled to great discounts, have no trouble using ranges and get excellent info on all matters relating to weapons.

A secluded place in the country outside city limits, makes an ideal range for practicing. Shoot at positioned targets. A good idea is to blow up balloons and attach them to pieces or boxes. Position yourself downstream alongside a running brook. A partner can go upstream and release the balloons into the water. As they rush downstream, they simulate an attacker charging you and make excellent moving targets. Watch out for ricocheting bullets. Have any

bystander stand by behind you. A clothesline with a pulley attachment can be rigged up to also allow practice with a moving target.

## **GUN LAWS**

Once you decide to get a gun, check out the local laws. There are federal ones, but they're not stricter than any state ordinance. If you're unsure about the laws, send 75¢ to the U.S. Government Printing Office for the manual called *Published Ordinances: Firearms*. It runs down the latest on all state laws. In most states you can buy a rifle or shotgun just for the bread from a store or individual if you are over 18 years old. You can get a handgun when you can prove you're over 21, although you generally need a special permit to carry it concealed on your person or in your car. A concealed weapon permit is pretty hard to get unless you're part of the establishment. You can keep a handgun in your home, though. It's also generally illegal to walk around with a loaded gun of any type. Once you get the hang of using a gun, you'll never want to go back to the old peashooter.



*Let's see now, you run the fuse thru the clock face  
and fasten it to your left toe .....*

## The Underground

Amerika is just another Latin dictatorship. Those who have doubts, should try the minimal experience of organizing a large rock festival in their state\*, sleeping on some beach in the summer or wearing a flag shirt. Ask the blacks what it's been like living under racism and you'll get a taste of the future we face. As the repression increases so will the underground-deadly groups of stoned revolutionaries sneaking around at night and balling all day. As deadly as their southern comrades the Tupamaros. Political trials will only occur when the heavy folks are caught. Too many sisters and brothers have been locked up for long stretches having maintained a false faith in the good will of the court system. Instead, increased numbers have chosen to become fugitives from injustice: Bernadine Dohrn, Rap Brown, Mark Rudd, hundreds of others. Some including Angela Davis, Father Berrigan and Pun Plamondon have been apprehended and locked in cages, but most roam freely and actively inside the intestines of the system. Their growth leads to persistent indigestion for those who sit at the tables of power. As they form into active isolated cells they make apprehension difficult. Soon the FBI will have a Thousand Most Wanted List. Our heroes will be hunted like beasts in the jungle. Anyone who provides information leading to the arrest of a fugitive is a traitor.

\*Unless you want to use our music to attack our politics as the governor of Oregon did to drain support away from demonstrations against the AmeriKKKan Legion. In such a situation the concert should be sabotaged along with political education as to why such an action has been taken. Don't let the pigs separate our culture from our politics.

Well fellow reader, what will you do when Rap or Bernadine call up and ask to crash for the night? What if the Armstrong Brothers want to drop some acid at your pad or Kathy Boudin needs some bread to keep on truckin'? The entire youth culture, everyone who smiles secretly when President Agnew and General Mitchell refer to the growing number of "hot-headed revolutionaries", all the folks who hope the Cong wins, who cheer the Tupamaros on, who want to exchange secret handshakes with the Greek resistance movement, who say "It's about time" when the pigs get gunned down in the black community, all of us have an obligation to support the underground. They are the vanguard of our revolution and in a sense this book is dedicated to their courage.

If you see a fugitive's picture on the post office wall take it home for a souvenir. But watch out, because this is illegal. Soon the FBI will be printing all our posters for free. Right on, FBI! Print up wanted posters of the war criminals in Washington and undercover agents (be absolutely sure) and put them up instead. Since the folks underground move freely among us, we must be totally cool if by chance we recognize a fugitive through their disguise. If they deem it necessary to contact you, they will make the first move. If you are very active in the aboveground movement, chances are you are being watched or tapped and

it would be foolhardy to make contact. The underground would be meaningless without the building of a massive community with corresponding political goals. People above ground demonstrate their love for fugitives by continuing and intensifying their own commitment.

If the FBI or local subversive squad of the police department is asking a lot of questions about certain fugitives, get the word out. Call your underground paper or make the announcement at large movement gatherings or music festivals; the grapevine will pass information on to those that need to know.

If you're forced to go underground, don't think you need to link up with the more well-known groups such as the Weathermen. If you go under with some close friends, stick together if it's possible. Build contacts with aboveground people that are not that well known to the authorities and can be totally trusted.

You should change the location in which you operate and move to a place where the heat on you won't be as heavy. A good disguise should be worked out. The more information the authorities have on you and the heavier the charges determine how complete your disguise should be. There are some good tips in the books on make-up listed in the Appendix. Only in rare cases is it necessary to abandon the outward appearance of belonging to the youth culture. In fact, even J. Edgar Freako admits that our culture is our chief defense. To infiltrate the youth culture means becoming one of us. For an FBI agent to learn an ideological cover is a highly disciplined organization is relatively easy. To penetrate the culture means changing the way they live. The typical agent would stand out like Jimmy Stewart in a tribe of Apaches.

In the usual case the authorities do not look for a fugitive in the sense of carrying on a massive manhunt. Generally, people are caught for breaking some minor offense and during the routine arrest procedure, their fingerprints give them away. Thus for a fugitive having good identification papers being careful about violations such as speeding or loitering, and not carrying weapons or bombing manuals become an important part of the security. It is also a good idea to have at least a hundred dollars cash on you at all times. Often even if you are arrested you can bail yourself out and split long before the fingerprints or other identification checks are completed.

If by some chance you are placed on the "10 Most Wanted List" that is a signal that the FBI are indeed conducting a manhunt. It is also the hint that they have uncovered some clues and feel confident they can nab you soon. The List is a public relations gimmick that Hooper, or whatever his name is, dreamed up to show the FBI as super sleuths, and compliment the bullshit image of them that Hollywood lays down. Most FBI agents are southerners who majored in accounting or some other creative field. When you are placed on the List, go deeper underground. It may become necessary to curtail your activities for a while. The manhunt lasts only as long as you are newsworthy since the FBI is



very media conscious. Change your disguise, identification and narrow your circle of contacts. In a few months, when the heat is off, you'll be able to be more active, but for the time, sit tight.

## **IDENTIFICATION PAPERS**

An amateur photographer or commercial artist with good processing equipment can make passable phony identification papers. Using a real I.D. card, mask out the name, address, and signature with thin strips of paper the same color as the card itself. Do a neat gluing job. Next, photograph the card using bright overhead lighting to avoid shadows, or xerox it. Use a paper of a color and weight as close to the real thing as you can get. If you use phony state and city papers such as birth certificate or driver's license, choose a state that is far away from the area in which you are located. Have a complete understanding of all the information you are forging. Dates, cities, birthdays and other data are often part of a coding system. Most are easy to figure out simply by studying a few similar authentic cards.

Almost all I.D. cards use one or another IBM Selectric type to fill in the individual's papers. You can buy the exact model used by federal and state agencies for less than \$20.00 and install the ball in 5 seconds on any Selectric machine. When you finish the typing operation, sign your new name and trim the card to the size you want. Rub some dirt on the card and bend it a little to eliminate its newness.

Another method is to obtain a set of papers from a close friend of similar characteristics. Your friend can replace the originals without too much trouble. In both cases it might be advisable to get authentic papers using the phonies you have in your possession. In some states getting a license or voting registration card is very easy. Library cards and other supplementary I.D.'s are simple to get. A passport should not be attempted until you definitely have made up your mind to split the country. That way agencies have less time to check the information and you can decide on the disguise to be used for the picture. Unless you expect to get hotter than you are right now, in which case, get it now.

It is wise to have two sets of identification to be on the safe side but never have both in your possession at the same time. If you sense the authorities are close to mailing you and choose to go underground, prepare all the identification papers well in advance and store them in a secure place. Inform no one of your possible new identity.

Before you start passing phony I.D.'s to cops, banks and passport offices, you should have experience with lesser targets so you feel comfortable using them. There are stiff penalties for this if you get caught. A few better methods than the ones listed above exist, but we feel they should not be made this public. With a little imagination you'll have no trouble. Dig!

## COMMUNICATION

Living underground, like exile, can be extremely lonely, especially during the initial adjustment period when you have to reshuffle your living habits. Psychologically it becomes necessary to maintain a few close contacts with other fugitives or folks aboveground. This is also necessary if you plan to continue waging revolutionary struggle. This means communication. If you contact persons or arrange for them to contact you, be super cool. Don't rush into meetings. Stay OFF the phone! If you must, use pay phones. Have the contact person go to a prescribed booth at prescribed time. Knowing the phone number beforehand, you can call from another pay phone. The pay phone system is superior to debugging devices and voice scramblers. Even so, some pay phones, that local police suspect bookies use, are monitored.

Keep your calls short and disguise your voice a bit. If you are a contact and the call does not come as scheduled, don't panic. Perhaps the booth at the other end is occupied or the phone you are on is out of order. In New York, the latter is usually true. Wait a reasonable length of time and then go about your business. Another contact will be made. Personal rendezvous should take place at places that are not movement hangouts or heavy pig scenes. Intermediaries should be used to see if anyone was followed. Just groove on a few good spy flicks and you'll figure it all out.

Communicating to masses of people above ground is very important. It drives the MAN berserk and gives hope to comrades in the struggle. The most important message is that you are alive, in good spirits and carrying on the struggle. The communications of the Weathermen are brilliantly conceived. Develop a mailing list that you keep well hidden in case of a bust. You can devise a system of mailing stuff in envelopes (careful of fingerprints) inside larger envelopes to a trusted contact who will mail the items from another location to further camouflage your area of operation. A host of communication devices are available besides handwritten notes and typed communications. Tape recorders are excellent but better still are video-tape cassette machines. You can wear masks, do all kinds of weird theatrical stuff and send the tapes to television stations. At times you might want to risk being interviewed by a newsman, but this can be very dangerous unless you conceive a super plan and have some degree of trust in the word of the journalist. Don't forget a grand jury could be waiting for him with a six months contempt or perjury charge when he admits contact and does not answer their questions.

The only other advice is to dress warm in the winter and cool in the summer, stay high and...

Keep on Truckin'...



*"See you in Washington this May, Bernadine."*





**LIBERATION!**



# NEW YORK





## **fuck new york**

### **HOUSING**

You can always sleep up in Central Park during the daytime, although the muggers come out to play at night. Free night crashing can be found in the waiting room of the Pennsylvania Railroad station, 34th St. and 7th Ave. The cops will leave you alone until about 7:00 AM when they kick you out. You can put your rucksack in a locker for twenty-five cents to avoid it being ripped-off.

The Boys Emergency Shelter, 69 St. Marks Place, (777-1234) provides free room and board for males 16-20 years of age. The Living Room can be found on the same block. It's a heavy religious scene, but they will help with room and board. Their hours are 6:30 PM to 2:00 AM, phone 982-5988. Also on the Lower East Side is the Macauley Mission at 90 Lafayette St.

On the West Side, there's a poet named Delworth at 125 Sullivan St. that houses kids if he's got room. The Judson Memorial Church, Washington Square South always has one or more housing programs going. If you're really hard up, try the Stranded Youth Program, 111 W. 31st St. (554-8897). Teenagers 16-20 are sent home; if you don't want to go back but need room and board, give them phony identification.


The Graymoor Monastery (CA 6-2388) offers free room and board for young people in the country. They provide transportation.

### **FOOD**

Hunt's Point Market, Hunt's Point Ave. and 138th St. in the Bronx will lay enough fruit and vegetables on your family to last a week or more. Lettuce, squash, carrots, cantaloupe, grapefruit, even artichokes and mushrooms all crated. You'll need a car or truck and they only give stuff away in the early morning. Just tell them you're doing a free food thing and it's yours. Outasight!

The large slaughterhouse area is in the far West Village, west of Hudson and south of 14th St. Get a letter from a clergyman saying you need meat for a church-sponsored meal.

The fish market is located on Fulton and South Streets under the East River Drive overpass in lower Manhattan. You can always manage to find some sympathetic fisherman early in the morning who will lay as much fish on you as you can cart away.



If you pick up on a car, take a trip to Long Island City. There you will find the Gordon Baking Company at 42-25 21st, Pepsi Cola at 4602 Fifth Ave., Borden Company at 35-10 Steinway St. and Dannon Yogurt at 22-11 38th Ave. All four places give out samples for free if you call or write ahead and explain how it's for a block party.

Along 2nd and 3rd Avenues on the upper east side are a host of swank bars with free hors-d'oeuvres beginning at five. All Longchamps are good, as is Max's Kansas City.

For real class, check the back pages of the New York Times for ocean cruises and those swinging bon voyage parties. If you look kind of straight or want to disguise yourself and see the other half at it, sneak into conventions for drinks, snacks and all kinds of free samples. Call the New York Convention Bureau, 90 E. 42nd St. MU 7-1300 for info. You can also get free tickets to theater events here at 9:00 AM on weekdays.

Other free meals can be gotten at the various missions.

- Bowery Mission - 227 Bowery (674-3456). Pray and eat from 4:00 to 6:00 PM only. Heavy religious orientation.
- Catholic Worker - 36 E. First St. Soup line from 10:00 to 11:00 AM. Clothes for women on Thursday from 12:00 to 2:00 PM. Clothes for men after 2:00 PM weekdays. Sometimes lodging.
- Holy Name Center for Homeless Men - 18 Bleeker St. (CA 6-5848 or CA 6-2338) Clothes and morning showers from 7:00 to 11:00 AM.
- Macauley Mission - 90 Lafayette St. (CA 6-6214) Free room and board. Free food Saturdays at 5:00 PM. Sometimes free clothes.
- Moravian Church - 154 Lexington Ave. (MU 3-4219 or 533-3737) Free spaghetti dinner on Tuesday at 1:00 PM.
- Quakers - 328 E. 15th St. Meals at 6:00 PM Tuesdays.
- Wayward - 287 Mercer St. Free meals nightly.

The International Society For Krishna Consciousness is located at 41 Second Ave. Every morning at 7:00 AM a delicious cereal breakfast is served free along with chanting and dancing. Also at noon, more food and chanting and on Monday, Wednesday and Friday at 7:00 PM, again food and chanting. Then it's all day Sunday in Central Park Sheepmeadow (generally) for still more chanting (sans food). Hari Krishna is the freest high going if you can get into it and dig cereal and of course, more chanting.

The Paradox Restaurant, at 64 E. 7th St. is a neat cheap health joint that will give you a free meal if you help peel shrimp or do the dishes.

## **MEDICAL CARE**

The latest dope on family planning and the new abortion law can be obtained from Planned Parenthood, 300 Park Ave. (777-2015). They provide a free directory on city-wide services in this area. The Black Panther Free Health Clinic on 180 Sutter Ave. in Brooklyn is radical medicine in action. If you ripped off this book, why not send them or another group mentioned in this book a check so they can continue serving the people. Two fantastic clinics on the Lower East

Side are the St. Marks People's Clinic at 44 St. Marks Place (533-9500), open weekdays 6-10 PM and NENA at 290 E. Third St. (677-5040) which also functions as a switchboard for the area.

The Beth Israel Teenage Clinic at 17th St. and 1st Ave. 673-3000 ext. 2424) services young people. Millie at the Village Project, 88 2nd Ave. can arrange for free glasses. The New York University Dental Clinic, 421 First Ave. will give you the cheapest dental care in Gotham. Stuyvesant-Poly Clinic, 137 Second Ave. (674-0232) has an emergency day clinic with the quickest service. Dial-a-freakout is 324-0707. Ambulance service is at 440-1234. You ought to know the cops accompany ambulance calls. The following is a list of the New York City Health Department Centers. They provide a number of free services including X-rays, venereal examinations and treatment, shots for children's diseases, vaccinations, tetanus shots and a host of other services.

### **Manhattan**

- Central Harlem-2238 Fifth Ave. AU 3-1900
- East Harlem-158 E. 115th St. TR 6-0300
- Lower East Side-341 E. 25th St. MU 9-6353
- Manhattanville-21 Old Broadway MO 5-5900
- Morningside-264 W. 118th St. UN6-2500
- Washington Heights-600 W. 168th St. WA 7-6300

### **Bronx**

- Morrisania- 1309 Fulton St. WY 2-4200
- Mott Haven-349 E. 140th St. MO 9-6010
- Tremont-Fordham-1826 Arthur Ave. LU 3-5500
- Westchester-Pelham-2527 Glebe Ave. SY 2-0100

### **Brooklyn**

- Bedford-485 Throop Ave. GL 2-7880
- Brownsville-259 Briston St. HY 8-6742
- Bushwick-335 Central Ave. HI 3-5000
- Crown Heights-1218 Prospect Place SL 6-8902
- Flatbush-Gravesend-1601 Ave. S NI 5-8280
- Ft. Greene-295 Flatbush Ave. Ext. 643-8934
- Red Hook-Gowanus-250 Baltic St. 643-5687
- Sunset Park-514 49th St. GE 6-2800
- Williamsburg-Greenpoint-151 Mayier St. EV 8-3714

### **Queens**

- Astoria-Maspeth-12-1631st Ave. L.I.C. AS 8-5520

- Corona-Flushing-34-33 Junction Blvd., Jackson Heights HI 6-3570
- Jamaica-90-37 Parsons Blvd. OL 8-6600
- Rockaway-67-10 Rockaway Beach Blvd.; Arvenne NE 4-7700
- Richmond-51 Stuyvesant Place SA 7-6000

The key to getting overall medical care for free is to pick up on a Medicaid card. You can apply at any metropolitan hospital. After filling out a long form and waiting three weeks you'll get your card in the mail. Have a good story when interviewed about why you're not working or only making under \$2900 a year. There is an age limit in that only folks over 21 can qualify, but the rule is liberally enforced and younger people can get the card with the right hardship story.

## **LEGAL AID**

The Lawyer's Commune is a group of revolutionary young lawyers pledged to make a limited income and handle the toughest political cases. They handle all our cases. Find them at 640 Broadway on the fifth floor (677-1552).

New York radicals are fortunate in having a number of good legal assistance agencies. One of the following is bound to be able to help you out of a jam.

- Emergency Civil Liberties Committee-25 E. 26th St. 683-8120 (civil liberties)
- Legal Aid Society-100 Centre St. BE 3-0250 (criminal matters)
- Mobilization for Youth Legal Services-320 E. Third St. 777-5250 (all types of services)
- National Lawyers Guild-5 Beekman St. 277-0385 or 227-1078 (political)
- New York Civil Liberties Union-156 Fifth Ave. 929-6076 (civil liberties)
- New York University Law Center Office-249 Sullivan St. GR 3-1896 (civil matters)

## **DRAFT COUNSELING**

### **Bronx**

- Claremont Neighborhood Center - 169th St. and Washington Ave. 588-1000. Hours are from 2:00 to 10:00 weekdays.

### **Brooklyn**

- Black Anti-Draft Union - 448 Nostrand Ave.
- Church of St. John the Evangelist - 195 Mayier St. 387-8721
- Society for Ethical Culture - 53 Prospect Park West SO 8-2972

### **Manhattan**

- American Friends Service Committee - 15 Rutherford Place 777-4600
- Chelsea Draft Information - 346 W. 20th St. WA 9-2391
- Community Free Draft Counseling Center - 470 Amsterdam Ave. 787-8500
- Greenwich Village Peace Center - 137 W. Fourth St. 533-5120
- Harlem Unemployment Center - 2035 Fifth Ave. 831-6591
- LEMPA - 105 Avenue B 477-9749
- New York Civil Liberties Union - 156 Fifth Ave. 675-5990
- New York Workshop in Nonviolence - 339 Lafayette St. 227-0973
- Resistance - 339 Lafayette St. 674-9060
- Union Theological Seminary - 606 W. 122nd St. MO 3-9090
- War Resisters League - 339 Lafayette St. 228-0450
- Westside Draft Information - 602 Columbus Ave. (89th St.) 874-7330
- Woman's Strike for Peace - 799 Broadway 254-1925

## **PLAY**

### **Botanical Gardens**

- Conservatory Gardens - Central Park, 105th St. and Fifth Ave. Seasonal display. LE 4-4938
- Brooklyn Botanical Gardens - Flatbush and Washington Aves. Rose Oriental Garden, Rose Garden, Native Wild Flower Garden, Rock Garden, Conservatory. Seasonal display. MA 2-4433.
- New York Botanical Gardens, Bronx Park, 200th St., east of Webster Ave. Gardens and Conservatories. Seasonal displays. Parking fee: \$1.00 on Saturday, Sunday and holidays. Open: Grounds - 10:00 AM to dark, Greenhouses - 10:00 AM to 4:00 PM. 933-9400.
- Queens Botanical Gardens, 43-50 Main St., between Dahilia and Elder Aves., Flushing. TU 6-3800.

These gardens are really beautiful places to fuck around for a day. The best ones are the Bronx and Brooklyn. Bring a picnic, a few friends, some grass, and plant the seeds. It's all free.

### **Zoos**

- Central Park - 64th St. and Fifth Ave. Free. Open 11 AM to 5 PM.
- Children's Zoo - 64th St. and Fifth Ave. Open 10 AM to 5 PM. Admission is 10 cents. No tickets are sold after 4:30 PM. Free story-telling sessions with motion pictures or color slides at 3:30 PM, Mondays through Friday.
- Bronx Park - Fordham Road and Southern Blvd. WE 3-1500. Open daily from 10 AM to 5 PM. November, December, January closes at 4:30 PM. Admission on Tuesdays, Wednesdays and Thursdays is 25 cents for adults and children over 5 years. Free on other days and all legal holidays. Children's Zoo closes November 1st.



- Barrett Park Zoo - in Richmond, Broadway, Glenwood Place and Clove Road. Open daily 10 AM to 5 PM. GI 2-3100.

Unlike the barbaric cages in Central Park, the 18-acre Flushing Meadow Zoo in Queens has been designed so that visitors can view the animals and buds in their natural surroundings, without bars. Take the Main Street Flushing Line Subway (train number 7) from Times Square to 111th St. in Queens. Bronx Zoo which is the largest in the United States and Flushing Meadow Zoo are fantastic.

## **Beaches**

- Brooklyn - Coney Island Beach and Boardwalk ES 2-1670
- Manhattan Beach - Oriental Blvd., from Ocean Ave. to Makenzie St. DE 26794
- Bronx - Pelham Bay Park - Orchard Beach and Boardwalk TI 5-1828
- Queens - Jacob Riis Park - Jamaica Bay, Beach 149 to Beach 169 GR 4-4600
- Rockaway Beach - First St. to 149th St. GR 4-3470
- Richmond - Great Kills Park - Hylan Blvd., Great Kills EL 1-1977
- South Beach and Boardwalk - Ft. Wadsworth to Miller Field, New Dorp YU 7-0709
- Wolfs Pond Park - Holten and Cornelia Avenues, Princes Bay YU 4-0360

Go to the beach on weekdays as it usually is very crowded on the weekends. The best beach by far is Rockaway. It has pretty good waves.

## **Swimming Pools MANHATTAN - OUTDOOR POOLS**

- Carmine Street Pool - Clarkson St. and Seventh Ave. WA 4-4246
- Colonial Pool - Bradhurst Ave. and W. 145th St. WA 6-8109
- East 23rd Street Pool - Asser Levy Place MU 5-1026
- Hamilton Fish Pool - E. Houston and Sheriff Streets GR 7-3911
- Highbridge Pool - Amsterdam Ave. and W. 173rd St. WA 3-2360
- John Jay Pool - 77th St., east of York Ave. at Cherokee Place. RE 7-2458
- Lasker Memorial Pool - Central Park, 110th St. and Lenox Ave. 348-6297
- Thomas Jefferson Pool - 111th St. and First Ave. LE 4-0198
- West 59th Street Pool - between West End and Amsterdam Avenues. CI 5-8519

## **MANHATTAN - INDOOR POOLS**

- Baruch Pool - Rivington St. and Baruch Place GR 3-6950
- East 54th Street Pool - 342 E. 54th St. and Second Ave. PL 8-3147
- Rutgers Place Pool - 5 Rutgers Place GR 3-6567
- West 28th Street Pool - 407 W. 28th St. CH 4-1896
- West 134th Street Pool - 35 W. 134th St. AU 3-4612

## **BROOKLYN - OUTDOOR POOLS**

- Betsy Head Pool - Hopkinson and Dumont Avenues DI 2-2977
- McCarren Pool - Driggs Ave. and Lorimer St. EV 8-2367
- Red Hook Pool - Bay and Henry Streets TR 5-3855
- Sunset Pool - Seventh Ave. and 43rd St. GE 5-2627

## **BROOKLYN = INDOOR POOLS**

- Brownsville Recreation Center - Linden Blvd. and Christopher Ave. HY 8-1121
- Metropolitan Avenue Pool - Bedford Ave., no phone; call SO 8-2300
- St. John's Recreation Center - Prospect Place and Schenectady Avenues HY 3-3948

## **BRONX OUTDOOR POOLS**

- Crotona Pool - E. 173rd St. and Fulton Ave. LU 3-3910

## **BRONX - INDOOR POOLS**

- St. Mary's Recreation Center Pool - St. Ann's Ave. and E. 145th St. CY 2-7254

## **QUEENS - OUTDOOR POOLS**

- Astoria Pool - 19th St. and 23rd Drive, Astoria AS 8-5261
- Flushing Meadow Amphitheatre - Long Island Expressway and Grand Central Parkway, Swimming pool and diving pool. 699-4228.

## **RICHMOND - OUTDOOR POOLS**

- Faber Pool - Faber St. and Richmond Terrace GI 2-1524
- Lyons Pool - Victory Blvd. and Murray Hulbert Ave. GI 7-6650

The pools are generally crowded but on a warm summer day you don't care. The pools are open on weekdays from 10 AM to 12:30 PM. There is a free period for children 14 years of age and under. No adults are admitted to the pool areas during this free period. After 1 PM on weekdays and all day on Saturdays, Sundays and holidays there is a 15 cents charge for children under 14 years and a 35 cents charge for children over 14 years.

## **Free Cricket Matches**

At both Van Cortland Park in the Bronx and Walker Park on Staten Island every Sunday afternoon there are free cricket matches. Get schedule from British

Travel Association, 43 W. 61st St. At Walker Park, free tea and crumpets are served during intermission. I say!

## **Free Park Events**

All kinds of activities in the Parks are free. Call 755-4100 for a recorded announcement of the week's events. The freak center is the rowing pond around 70th St. and Bethesda Fountain around 72nd St. in Central Park, although it floats. Busts are non-existent. A complete list of all recreational facilities can be obtained by calling the New York City Department of Parks.

## **Museums**

- American Academy of Arts and Letters, American Numismatic Society, and the American Geographical Society are all located at Broadway and 155th St.
- Asia House Gallery - 112 E. 64th St. Art objects from the Far East.
- Brooklyn Museum - Eastern Parkway and Washington Ave. Egyptian stuff best in the world outside Egypt. Take IRT (Broadway line) express train to Brooklyn Museum station. (Don't miss the Gardens in back.)
- The Cloisters - Weekdays 10 AM to 5 PM, Sundays 1 PM to 6 PM. Take IND Eighth Avenue express (A train) at 190th Str. station and walk a few blocks. The number 4 Fifth Avenue bus also goes all the way up and it's a pleasant ride. One of the best trip places in medieval setting.
- Frick Museum - 1 E. 70th St. Great when you're stoned. Closed Mondays.
- The Hispanic Society of America - Broadway between 15th and 16th Streets. The best Spanish art collection in the city.
- Marine Museum of the Seaman's Church - 25 South St. All kinds of model ships and sea stuff. Also the Seaport Museum on 16 Fulton St.
- Metropolitan Museum - 5th Ave. and 82nd St.
- Museum of the American Indian - Broadway at 155th St. Largest Indian museum in the world. Open Tuesday to Sunday 1 to 5 PM. Take IRT (Broadway line) local to 157th St. station.
- Museum of the City of New York - 103rd St. and 5th Ave. LE 4-1672
- Museum of Modern Art - 11 W. 53rd St. CI 5-3200. Monday is free.
- Museum of Natural History - Central Park West and 79th St. Great dinosaurs and other stuff. Weekdays 10-5 PM, Sunday 1-5 PM.
- Museum of the Performing Arts - Lincoln Center, Amsterdam Ave. and 65th St. 799-2200
- New York Historical Society - 77th St. and Central Park West. TR 3-3400
- Chase Manhattan Museum of Money - 1256 6th Ave. All banks, especially Chase Manhattan ones are museums when you get right down to it. Liberate them!

## **Music**

- Summer Musical Festival in Central Park. About the closest you can come to good free rock music. There are concerts every Monday, Wednesday, Friday and Saturday in the months of July and August. It only costs \$1.00 or \$2.00, and everybody in the music world plays at least once. The concerts are held at the Wollman Ice Skating Ring. Occasionally there are free rock concerts in Central Park.
- The Greenwich House of Music located at 46 Barrow St. in the West Village puts on free concerts and recitals every Friday at 8:30 PM. For a complete schedule send a stamped, self-addressed envelope.
- The Frick Museum, 1 E. 70th St., BU 8-0700, has concerts every Sunday afternoon. The best of the classical offerings. You must hassle a little. Send a self-addressed stamped envelope that will arrive on Monday before the date you wish to go. One letter, one ticket. The Donnell Library, 20 W. 53rd St. also presents free classical music. The schedule is found in "Calendar of Events" at any library.
- The Juilliard School presents a variety of free stuff: orchestral, opera, dance, chamber music, string quartets and soloists. Performances take place most Friday evenings at 8:30 PM, from November through May.
- The Museum of the City of New York, 5th Ave. between 103rd St. and 104th St. every Sunday at 2:30 PM, October through April. Phone first: LE 4-1672. Classical.
- New York Historical Society, from December through April, has glee clubs, string groups, and classical singers performing on Sundays at 2:30 PM., 170 Central Park West (near 77th St.), Phone TR 3-3400 for schedule.
- Brooklyn Museum has classical concerts by assorted soloists and groups and are presented free every Sunday from October through June at 2 PM, Eastern Parkway and Washington Ave. NE 8-5000.

## Television Shows

You can sometimes pick up tickets to television shows at the New York Convention and Visitors Bureau, 90 E. 42nd St. For the bigger and better shows you have to write direct to the studios. If you do write, do it as far in advance as possible. CBS, 51 W. 52nd St., asks you to write two months in advance. Sometimes you can get last-minute tickets for the Ed Sullivan Theater, 1697 Broadway. For NBC shows, write NBC Ticket Division, 30 Rockefeller Plaza. There is also a ticket desk on the NBC Mezzanine of 30 Rockefeller Plaza where tickets are given out for the day shows on a first-come-first-served basis. It's open Monday through Friday from 9-5. ABC, 1330 Sixth Ave. ask you to write two to three weeks in advance for tickets. You can get tickets up to the day of the show by calling in or visiting the ticket office of ABC, 79 W. 66th St. or 1330 6th Ave. (LT 1-7777). Metromedia also gives out free tickets to their shows and you can get them by writing to WNEW-TV, 205 E. 67th St. (LE 5-1000).

## Theater

- The Dramatic Workshop, Studio number 808, Carnegie Hall Building, 881 7th Ave. at 56th St. Free on Friday, Saturday and Sunday at 8:15 PM. JU 6-4800 for information.
- New York Shakespeare Festival, Delacourte Theater, Central Park. Every night except Monday. Performance begins at 8:00 PM, but get there before 6:00 PM to be assured of tickets.
- Pageant Players, the Sixth Street Theater Group and other street theater groups perform on street corners and in parks. Free theater is also provided at the United Nations Building and the Stock Exchange on Wall Street. If you enjoy seventeenth century comedy.
- The Equity Library Theatre gives performances of old Broadway hits at the Masters Institute, 103rd St. and Riverside Drive. They perform Tuesday through Sunday at 8:30 PM and Sunday at 2:30 PM. Free tickets are not always available so phone ahead (MO 3-2038) for reservations. No shows during the summer.
- The Museum of Performing Arts, 111 Amsterdam Ave. offers plays, dance programs and music. Shows start at 6:30 PM. Tickets are handed out at 4:00 PM. Saturday shows start at 2:30 PM. You can write for a calendar of events to 1865 Broadway or call 799-2200.

## **Movies**

- The New York Historical Society, Central Park West and 77th St. presents Hollywood movies every Saturday afternoon. TR 3-3400 for a schedule.
- At the Metropolitan Museum, Fifth Ave. and 82nd St., you can see art films every Monday at 3:00 PM. TR 9-5500 for a schedule.
- New York University has a very good free movie program as well as poetry, lectures, and theatre presentations. Call the Program Director's Office 598-2026 for a schedule.
- The Film Library in the Donnell Library, 20 W. 53rd St., 790-6463, has a wide variety of films which may be borrowed free of charge. The Library system also presents film programs throughout the year. Pick up a Calendar of Events which lists the free showings at all the branches.
- The Museum of Modern Art is free every Monday and they have a free film showing at 2 and 5 PM. Get a schedule at the Museum. They have the largest movie collection in the world.
- Museum of Natural History, Central Park West between 77th and 81st St. (TR 3-1300), presents travel and anthropological films on Wednesday and Saturday afternoons at 2:00 sharp, from October through May.

Every movie that plays in New York has a series of screenings for critics, film buyers and friends of the folks that made it. Look in the Yellow Pages under Motion Picture Studios and Motion Picture Screening Rooms. Once you get the feel of it, you'll quickly learn who shows what, where and when. They always let you in free and if not give some gull story. (See Free Entertainment section). If

you see previews in a theater or notice a publicity build-up in the newspapers, the movie is being screened at one or more of the rooms.

## **INFORMATION**

- Daily News-220 E. 42nd St., will answer any questions you put to them. Well almost!
  - General information: 883-1122
  - Sports: 883-1133
  - Travel: 883-1144
  - Weather: 883-1155
- For the latest news, call the wire services:
  - AP is PL 7-1312, UPI is
  - MU 2-0400.
- The New York Times Research Bureau, 229 W. 43rd St., 556-1651, will research news questions that pertain to the past three months. Liberation News Service at 160 Claremont Ave., will give you up-to-the-minute coverage of radical news. Call 749-2200.

## **UNDERGROUND PAPERS**

- East Village Other-20 E. 12th St., 255-2130
- Liberation-339 Lafayette St., 674-0050
- Other Scenes-Box 8, Village Station, 242-3888
- Rat-241 E. 14th St., 228-4460
- Win-339 Lafayette St., 674-0050
- For others, call Underground Press Syndicate, Box 26, Village Station, 691-6073

## **MISCELLANEOUS**

- Dial-A-Beating-911
- Dial-a-Demonstration 924-6315
- Dial-a-Satellite-TR 3-0404
- Time-NERVOUS
- Weather-WE 6-1212.
- The Switchboard-989-0720, at the Alternate U, is open 6 PM to 3 AM.

## **THE SUBWAY SYSTEM**

The first thing to do is get familiar with the geography of stops you use most frequently. Locate the token cage. Check to see whether the exits are within easy view of the teller, off to the side, or blocked from view by concrete pole-supporters. Next learn the type of turnstile in use. Follow the hints laid down in the Free Transportation section.



The rush hours are always the easiest times. Just go through the exits as people push open the door. Also at crowded hours, people go single file past the turnstiles, one after another in a steady stream. Get in line and go under. The people will block you from view and won't do anything. Even a cop won't give you much hassle. Some subway stations have concrete supports that block the teller's view. Where these exist, slip through the exit nearest the pole or slide by the turnstile.

Turnstile jumping is such a skill, it's going to be added to the Olympics. There are three basic styles common to New York and most cities and each needs a slightly different approach.

The Old Wooden Cranker-(Traditional) You have to go under or sail over this type. Going under is a smoother trip. Going over is trickier since you need both hands free to hurdle and it's a quicker, more noticeable motion.

New-Aluminum-Bar-Turnstiles-Which-Turn-Both-Ways-For-Exit-and- Entrance- Approach it with confidence. Pretend you're putting in a token with your right hand and pull the bar toward you one third of the way with your left hand. Go through the space left between the bars and the barrier. Not for heavyweights!

New-Aluminum-Bar-Turnstiles-Which-Can-Be- Used-Only-For-Entrance-They won't pull towards you, and so, you must go either under or over them.

NOTE: There is no way to tell a New-Aluminum-Bar-Turnstile-Which-Turns-Both- - Ways-For-Exit-and-Entrance from a New-Aluminum-Bar-Turnstile-Which- Can- Be-Used-Only-For-Entrance unless there is a sign. You have to try it first. Therefore, it is important to remember which kind is in use at your local station so your technique will be smooth. Once you're through, remember in your mind you've paid. Ignore everybody who tries to stop you or tell you different. If someone shouts just keep on truckin' on toward your track. Don't stop or run. Insist you are right if you ever get caught. We have been doing it for years, got caught twice and let go both times when other passengers insisted we paid. Everybody hates the subways, even the tellers.

# FANTASTIC FREAK EABLES



**FREEBIES**

**Clothing Repairs**

All Wallach stores feature a service that includes sewing on buttons, free shoe horns, and shoe laces, mending pants pockets and linings, punching extra holes in belts, and a number of other free services.

## **Furniture**

By far the best place to get free furniture in New York is on the street. Once a week in every district, the Sanitation Department makes bulk pick-ups. The night before, residents put out all kinds of stuff on the street. For the best selection try the West Village on Monday nights, and the East Seventies on Tuesday nights. On Wednesday night there are fantastic pick-ups on 35th St. in-back of Macy's. Move quickly though, the guards get pissed off easily; the truckers couldn't care less. This street method can furnish your whole pad. Beds, desks, bureaus, lamps, bookcases, chairs, and tables. It's all a matter of transportation. If you don't have access to a car or truck, it's worth it to rent a station wagon and make pick-ups.

## **Ghosts**

If you would like to meet a real ghost, write Hans Holtzer, c/o New York Committee for Investigation for Paranormal Research, 140 Riverside Drive, New York, NY. He'll put you in touch for free.

## **Free Lessons**

Lessons in a variety of skills such as plumbing, electricity, jewelry-making, construction and woodworking are provided by the Mechanics Institute, 20 W. 44th St. Call or write them well in advance for a schedule. You must sign up early for lessons as they try to maintain small courses. MU 7-4279.

## **Poems**

are free. Are you a poem or are you a prose?

## **Liberated Churches**

- Saint Mark's in the Bowery, Second Ave. and 10th ST. (674- 6377
- Washington Square Methodist Church, 133 W. Fourth St.,
- Greenwich Village (777-2528); Judson Memorial Church, Washington Square South (725-9211).

## **Flowers**

At about 9:30 AM, free flowers in the Flower District on Sixth Ave. between 22nd St. and 23rd St. Once in a while, you can find a potted tree that's been thrown out because it's slightly damaged.

The Staten Island Ferry-Not free, but a nickel each way for a five mile ocean voyage around the southern tip of Manhattan is worth it. Take IRT (Broadway line) to South Ferry, local only. Ferry leaves every half-hour day and night.

## **Drugs**

In the area along Central Park West in the Seventies and Eighties are located many doctor's offices. Daily they throw out piles of drug samples. If you know what you're looking for, search this area.

## **Books**

You can always use the library. The main branch is on Fifth Ave. and 42nd St. The Public Library prints a leaflet entitled "It's Your Library" which lists all the 168 branches and special services the library provides. You can pick it up at your nearest branch. They also publish a calendar of events every two weeks which is available free. If you have any questions call 791-6161.

You can get free posters, literature and books from the various missions to the United Nations located on the East Side near the UN Building. The Cuban Mission, 67th St., will give you free copies of Granma, the Cuban newspaper, Man and Socialism in Cuba, by Che Guevara and other literature.

## **Maps**

A free subway map is available at any token booth. Good if you're new in the city and don't know your way around.

## **Pets**

ASPCA, 441 E. 92nd St. and York Ave., TR 6-7700. Dogs, cats, some birds and other pets. Tell them you're from out of town if you want a dog and you will not have to pay the \$5.00 license fee. Have them inspect and inoculate the pet; which they do free of charge. A place to look for free pets is in the Village Voice under their column Free Pets.

## **Radio Free New York**

WBAI FM, 99.5 on your dial. 30 E. 39th St. (OX 7-8506).

## **Free Schools**

- Alternative University, 69 W. 14th St. (989-0666). A good radical school offering courses in karate, Mao, medical skills and other courses. They will send you a catalogue listing current courses.

- Bottega Artists Workshop, 1115 Quentin Road, Brooklyn, 336-3212 has art taught by professionals for a free.

### **GENERAL SERVICES**

- Contact-220 E. Seventh St. Open 3 to 10 PM. Raps, contacts, mailing addresses, counseling, sometimes food.
- Traveler's Aid-204 E. 39th St. MU 4-5029
- Village Project-88 Second Ave. Open 2 to 6 PM. Same as Contact.



# CHICAGO





## **fuck chicago**

### **HOUSING**

Contrary to rumors, none of us have ever been to Chicago. None-the-less, we have some friends who have visited the area. In Chicago, everyone 17 or under must be off the streets by 10:30 PM and by 11:30 PM on Fridays and Saturdays. Don't sleep in Lincoln Park during political conventions, but other nights it's O.K. Wasn't it Hillel who asked, "Why is this night different from all other nights?" And wasn't it Mayor Richard J. Daley who responded, "Cause I say get your ass out of the park!"

The Chicago Seed (929-0133) will give you the best advice on crashing and the local heat scene. Grace Lutheran Church, 555 W. Beldon St., and the Looking Glass at 1725 W. Wilson also have crashing places or know where you can find free room and board.

You won't get hassled if you sack out in the Union Station on Adams Street just over the bridge. There are loads of folks crashing in abandoned buildings along LaSalle and other streets. Also the rooftops are cool. Stay off the streets though, unless you've got good identification.

### **FOOD**

SCLC (Operation Breadbasket) has a free breakfast program every morning Monday through Friday from 7-10 AM at St. Anna Church, 55th St. and LaSalle St., and also at Christ the King Lutheran Church located at 3700 Lake Park.

You can get free samples of cheese, meat, and coffee everyday at the Stop and Shop food store located on Washington between Dearborn and State Streets. At the Treasure Island grocery store located on Broadway, two blocks north of Belmont, free coffee and cookies are offered for the people. Holloway House at 27 W. Randolph gives coupons good for coffee. Also at the Guild Bookstore at 25 W. Jackson Blvd., and from the machines at the 4th through 14th floors of the Playboy Building.

There are real cheap restaurants. One is a truck-stop in Skokie called Karl's Cafe. It's just north of Oakton on Skokie Highway. It's open until 6:00. You get a whole lot of food for \$1.00. Also, under the viaduct at Milwaukee and Damen is a small restaurant with Polish food. You can get a great meal for \$1.35. It's worth a visit. It closes early in the evening. Another cheap restaurant is Paul and Ernie's on North Lincoln, just south of Wrightwood. You can have a beef dinner for about 70 cents.

A good place to pick up free vegetables and fruits is at the wholesale market on Randolph St. or S. Water St. on Friday afternoons. Many of the food factories

such as Kraft Dairy Products give away free samples and cases for "charity." Check them out.

It is possible to steal food from the 2nd floor Federal Building Cafeteria at Adams and Dearborn and the National Cafeteria at Clark and Van Buren. These cafeterias usually have long lines and you can eat while standing and just pay for the coffee.

If you have a place to cook and store food, there are a few places that have pretty cheap food. The east gate of International Harvester, located at 1015 W. 120th St. is unbelievable. Dig these bargains! 10 pounds of T-bone steaks (boxed) for \$5.25 at midnight. at 4 PM, the produce man brings a different combination of goods. A typical bill of fare might include tomatoes, cucumbers, strawberries, etc. at \$1.00 for 10 pounds of any item. The produce might vary from day to day, but the prices stay the same. On Thursdays at noon and 4 PM, the Lennell cookie man comes around. It's \$1.25 per box. At 7 PM, the sausage man arrives and the standard price is \$2.00. The standard size is 3 to 5 pounds. He has salami, liver sausage, polish sausage, and usually odd lunchmeat such as bologna or summer sausage. All the food is sold out of trucks, and the prices might not be exact, but they're pretty close.

Eggs are about 3 dozen for \$2.00 on Randolph west of Halsted. Orange juice is pretty cheap at the Del Farm on Broadway. Wonder Bread thrift store on Diversey; Butternut, 87th St. and Ridgeland and 1471 W. Wilson, and Silvercup, 55th and Federal, offer bread and rolls at big discounts. The Cicero Bottling Company at 31st St. and 48 Court sell a case of 12 quart bottles for \$2.00. Mamas Cookies, 7400 S. Kastner give 5 pounds for \$1.50. At Burhops, State and Grand, you can get cheap 5-pound boxes of steak. The Railroad Salvage around Madison and Halsted has dented cans (with stuff inside) for big discounts. It is also a good place for paper products. Campbell Soup, 2250 W. 55th St., open Tuesday and Thursday, will give you cases free or at discounts if you tell them it's for charity or look straight. Two good spots for all around shopping are the Hi-Lo on Lincoln, north of Irving. There's lots of stuff for 10 cents. Marathon Products at Randolph and Halsted is another good place.

If you can survive on just one meal a day, you're set. The city has just opened 14 free lunch centers throughout the town. They are located at:

- Antgeld Urban Progress Center-967 E. 132nd St.
- Area II Multi-Service Center of DHR-1500 N. North Park
- Division Street Urban Progress Center-1940 W. Division
- DHR Woodlawn District Office-6317 S. Maryland
- Englewood District Office of DHR-6003 S. Halsted
- Garfeld Neighborhood Service Program-9 S. Kedzie
- Halsted Urban Progress Center-1935 S. Halsted
- Lawndale Urban Progress Center-3818 W. Roosevelt

- Madden Park Fieldhouse-500 E. 37th St.
- Martin Luther King Urban Progress Center-4741 S. King Drive
- Montrose Urban Progress Center-901 W. Montrose
- North Kenwood CCUO Office-4155 S. Lake Park
- South Chicago Urban Progress Center-9231 S. Houston
- Southern District DHR Office-2108 E. 71st St.

The free hot meals consist of meat, potatoes, a vegetable, dessert, fruit, and coffee or milk. You have to give them a name and an address.

## **MEDICAL CARE**

All three major universities have excellent clinics that do most kinds of medical work for free. The University of Chicago maintains a clinic at 950 E. 59th St. The University of Illinois has one located at 840 S. Wood. In addition to good medical care, Northwestern University Clinic offers very cheap dental treatment. The clinic is at 303 E. Chicago. Call the main switchboard of the schools and ask for the clinics to check out services and hours.

A V.D. clinic is open every weekday and late on Wednesdays at 27 E. 26th St. and N. North Park. Chronic diseases are treated at 2974 N. Clybourn. Free chest X-rays are available at City Hall downtown, everyday. For mental health problems, try the clinic at 1900 N. Sedgwick (642-3531).

Drug education is offered by Earth Mother on Wednesdays at the Grace Church, 555 W. Belden. Information and help with bad trips can be obtained through Just Us, 61 N. Parkside (378-7618) or LSD Rescue Service, 7717 N. Sheridan (338-6750). Chicago has a number of good clinics maintained by movement and community groups spread throughout the city for the people that live in the area. The Black Panther Party runs the Spurgeon "Jake" Winters Free People's Clinic at 3850 W. 16th St. (522-3220).

The Young Patriots Uptown Health Service located at 4408 N. Sheridan (334-8957) serves the people in that community. The Young Lords maintain the Dr. E. Betances Free People's Health Center at Peoples Church, 834 W. Armitage (549-8505). The Latin American Defense Organization has a clinic on 2353 W. North Avenue, (276-0900). The growing Student Health Organization administers a number of small clinics in various communities. Call them at 493-2741 or drop into their office at 1613 E. 53rd St. At the Holy Covenant Church, on Wilton and Diversey, you can get medical assistance at the Free People's Clinic as well as help with legal, housing, family planning and nutrition problems. Call 348-6842. All these clinics provide a variety of services and operate on different schedules. Call them first to be sure they are open.

## **LEGAL AID**

Chicago has a number of good law schools and you can often get some assistance or referral by calling them and speaking to the editor of the law school paper. You can go to the bathroom for free in the Julius J. Hoffman Room at Northwestern University Law School.

The Law Student Commune, 357 E. Chicago, 649-8462, is a group of young radical lawyers and law students trying to bring legal assistance into the streets. The People's Law Office 2156 N. Halsted, 929-1880 operates the same way. For community problems, call the Lincoln Park Rights Center, 525-9775, or the Community Legal Counsel, 726-0157. The ACLU maintains a large chapter in Chicago at 6 S. Clark, 236-5564, and handles cases where civil liberties are affected.

## **DRAFT COUNSELING**

- American Friends Service Committee - 407 S. Dearborn St. 427-2533
- Austin Draft Counseling Center - 5903 Fulton 626-9385
- Chicago Area Draft Resisters (Cadre) - 519 W. North Ave. 664-6895
- Chicago Circle Draft Information Organization University of Illinois, 317 Chicago Circle Center 663-2557
- Hyde Park Draft Information Center - Quaker House, 5615 S. Woodlawn Ave. 363-1248
- Kennedy King Draft Counseling Center - 7047 S. Stewart - 488-0900, ext. 36
- Lawndale Draft Counseling - 4049 W. 28th St. 277-3140
- Loyola Draft Counseling Center 6525 N. Sheridan, 274-3000 ext. 378
- Mandel Legal Aid Clinic - 6020 S. University Ave. 324-5181
- Ravenswood Draft Counseling - Barry Memorial Methodist Church, 4754 N. Leavitt 784-3272
- Roosevelt Selective Service Counseling Organization - Roosevelt University Student Senate Office, Rm. 204, 430 S. Michigan Ave. 922-3580 ext. 334
- South Side Draft Information (Mt. Carmel Book Dist.) 2355 W. 63rd St. 925-3686
- Uptown Hull House Draft Information Service - 4520 N. Beacon St. 561-8033
- Wellington Avenue Congregational Church Draft Counseling Center - 615 W. Wellington Ave. 935-0642.

## **PLAY**

### **Parks**

Lincoln Park stretches along Lake Michigan in the Northern section of the city. It has a Conservatory and Zoo, opened 9 AM to 5 PM. Just south of the zoo is the gathering place for free rock concerts, be-ins, and the like. There is also a zoo in

the Brookfield section at 8400 W. 31st St. The Morton Arboretium located on Route 53 in Lisle is open every day till sunset. The Shedd Aquarium is located at 1200 South Lake Shore Drive at Roosevelt.

## **Music**

The Auditorium and Opera House sometimes offers free concerts on Sunday and weeknights. Hang around the lobby and claim there are tickets in your name at the box office. Even if it's a pay concert you can generally bluff your way inside. The Center for New Music, 2263 N. Lincoln, usually has free concerts on Sunday and Monday at 8 PM. WGLD is the local underground station. The Universal Life Church Coffee House, 1049 W. Polk has free rock and folk music on the weekends. Free City Music sponsors free rock concerts during the spring and summer in Lincoln Park.

## **MUSEUMS**

- The Art Institute - Adams and Michigan. Opens daily at 10 AM. Great art museum.
- Chicago Academy of Science-Lincoln Park at 2001 N. Clark. (LI 9-0606) Open daily from 10 AM to 5 PM.
- Field Museum of Natural History-Roosevelt Road at Lake Shore Drive. Time of opening varies from day to day; call 922-9410. Thursday, Saturday and Sunday admission is free.
- Museum of Contemporary Art-237 E. Ontario (943-7755) Open daily.
- Museum of Science and Industry-57th St. in the Hyde Park area. (MU 4-1414) Open daily from 9 AM to 5 PM. Our all-time favorite museum.
- The Oriental Institute-University of Chicago campus, 1155 E. 58th St. (643-0800) Open daily, except Monday, from 10AM to 5 PM.

## **Poetry**

The Other Door Coffee House, 3124 N. Broadway, features nightly poetry readings and music. Call 348-8552. Cafe Pergolesi, 3404 N. Halsted, features poetry readings, baroque music and an art gallery. There is no cover or minimum. Open 6 to 12 PM, and till 1:00 AM on Saturday.

## **Theater**

The Playhouse North, 315 W. North Ave. features free theater. For \$1.00, you can see various groups perform at the Harper Theater Coffee House at 5238 S. Harper. Second City, 1616 N. Wells, has free improvisations after their evening performances every evening except Fridays. Free children's theater can be seen at La Dolores, 1980 North Orchard, Mondays and Wednesdays at 1 PM. Call 664-2352.

## **Movies**

- The Biograph Theater, 2433 N. Lincoln Ave. shows double bills for \$1.25 and has a penny candy counter. John Dillinger got ambushed when he left the place. Free Newsreel films can be seen Wednesdays at 8 PM at the Neighborhood Commons, Wisconsin and Freemart. Newsreel, 2744 N. Lincoln (248-2018) provides movement films for free or low cost to groups.
- Alice's Revisited, 950 N. Wrightwood, is a restaurant that shows free movies. On Fridays and Saturdays at 8 PM they have free folk-rock-blues music. Saturdays they also have free children's theater. Tuesdays they have psychodrama, also for free. Call 528-4250 for more info.

## **INFORMATION**

- The Switchboard number is 281-7197.

## **Underground Papers**

- Rising Up Angry - 2261 N. Lincoln 472-1791
- Second City - 2120 N. Halsted 549-8760
- The Chicago Seed - 950 W. Wrightwood 929-0133

The Seed features a column called "Making It," which deals with survival in the Windy City. It is probably the best of its type in the country.

The Black Panther Party office is located at 2350 W. Madison (243-8276).

## **COMMUNITY PRINTING**

- Agitprop - no office; phone 929-0133
- Chicago Print Co-op. - 6710 N. Clark
- J. S. Jordan Memorial Printing Co-op. - 6710 N. Clark
- Omega Posters - 711 S. Dearborn
- Red Star Press - 180 N. Wacker

## **SCHOOLS**

The People's School, 4409 N. Sheridan (561-6737), offers free courses in many areas of survival and radical politics. The White Panther Party, 787-1962, offers courses in street fighting, history of American radicalism, and dialectic sexism.

## **FREEBIES**

### **Clothes**



The Concerned Citizens Survival Front, 2512 N. Lincoln Ave. has clothes. Try the dry cleaners on Armitage east of Halsted along the south side of the street. They give away unclaimed stuff. Also Brazil Cleaners at 3943 Indiana. The Eugene Blue Jean Store at 7017 Paulina has jeans, old army shirts and other items for less than a dollar.

### **Furniture**

The Lake Shore Drive area on collection days has furniture. Call the bureau of Streets and Sanitation for a collection schedule.

### **Free Store**

At 727 S. Laflin, you'll find a genuine free store that gives away everything you can imagine. It has a tendency to be a floating free store though.

### **Money**

Pick up some underground papers at any of the offices listed and hawk them on the streets. You can pull in \$6-\$10 an hour if you work at it.

## Furniture

The Lake Shore Drive area on collection days has furniture. Call the bureau of Streets and Sanitation for collection schedule.

## Free Store

At 727 S. Laflin, you'll find a genuine free store that gives away everything you can imagine. It has tendency to be a floating free store though.

## Money

Pick up some underground papers at any of the offices listed and hawk them on the streets. You can pull in \$6-\$10 an hour if you work at it.

THOSE FABULOUS FURRY

**BREAK BEGINS**

START THEIR OWN RADIO STATION

WANT 'CHA IT A TINY JUST FIND IT AND YOUR CLEAR LIGHTER, AND YOU HAVE





# LOS ANGELES



## **fuck los angeles**

### **HOUSING**

There are several crash pads and communes that will put you up for a few nights. Call the Free Clinic at 938-9141. Floor space is available at the Sans Souce Temple on S. Ardmore. Women's Emergency Lodge at 912 W. 9th St. (627-5571) will put up women without a place to stay or make referrals. Resistance (386-9645) and Green Power (HQ 9-5184) will be helpful if you have to crash. Sleeping on the beaches is out, but the roofs are cool. The Midnite Mission at 396 S. Los Angeles (624-9258) has room and board for some boarders. The parks and streets are certain bust material. The L.A. pigs are matched in brutality only by their fellow hogs in Chicago and South Africa. Every L.A. cop is nine feet of solid chrome. Bite his toes and down he goes.

### **FOOD**

Green Power Feeds Millions is a unique organization serving the needs of people. They provide food for festivals, cancers, demonstrations, be-ins, sit-ins and similar events for free. In addition they supply a number of communes and serve food every Sunday in Griffith Park, the central get-together spot in Los Angeles. Call them at HO 9-5184 or 938-9141 for information and also to offer your help.

Free vegetarian lunch can be found at the W. Hollywood Presbyterian Church at Sunset and Martel (874-1816). For supper, try the Midnite Mission, 396 S. Los Angeles Street; God Squas, 1412 N. Crescent Heights Blvd. (near Sunset), and His Place, Sunset and La Cienega.

The Half-Price Bakery at Third and Hill St. gives away free bakery goods late at night and you can always bum a meal in any Clifton's Cafeteria with a good story.

The Watts Trojan House is a free store that provides not only food, both clothing and a variety of other items and service. They are located at 1822 E. 103rd St. The County Welfare Department at 2707 S. Grand (near Adams Street) has a liberal food stamp program (746-0522).

### **MEDICAL CARE**

- The Free Clinic at 115 N. Fairfax Ave. (938-9141) is very popular and provides a number of services at various hours such as:
  - Job Co-ops--Monday thru Friday, 10:00-4:00 PM.
  - Medical--Monday thru Friday, 5:30-10:00 PM. Saturday 12:30-5:00 PM.
  - Dental--Monday thru Thursday, 7-10 PM.
  - Counseling-Psychiatric, Monday thru Friday, 6-10 PM.
  - Legal Monday thru Friday, 7-10 PM

- Draft-Monday thru Thursday, 7:30-10:00 PM.
- Pregnancy and Abortion--Monday, Tuesday, Thursday, 7:30. Saturday 1:30 PM
- Birth Control-Monday thru Friday, 6-7 PM. Saturday 2-3 PM.
- The Foothill Clinic, 547 E. Union in Pasadena (795-8088) offers similar services free of charge. Call them for a schedule of hours. Venereal Diseases are treated in the evenings at a clinic maintained by the Committee to Eradicate Syphilis. They are found at 5205 Melrose Ave., Hollywood (870-2524).
- In Venice use the free Youth Clinic at 905 Venice Blvd. (near Lincoln). The services are varied and they are only open evenings. Call 399-7743 and they'll help you.
- For specialized problems try:
  - Drugs--Narcotics Anonymous (463-3123)
  - Abortion-The Woman's Center, 1027 S. Crenshaw (near Olympic Blvd.) Wednesdays at 7:30 PM.
  - Mental--Central City Community Mental Health Center, 4272 S. Broadway (232-2441)
  - Suicide Prevention Center, 2521 W. Pico (381-5111)
- District Health Centers provide many free services. For exact information, call the center or write to:
  - County of Los Angeles Health Department, Public Health Education Division, 220 N. Broadway, Los Angeles, California 90012. Ask for a list and information about their health services.
    - EAST LOS ANGELES-670 S. Ferris Ave. 261-3191.
    - SUBCENTER--MARAVILLA - 915 N. Bonnie Beach Pl. 264-6910.
    - HOLLYWOOD-WILSHIRE-5202 Melrose Ave. 464-0121.
    - SUBCENTER-WEST HOLLYWOOD-621 N. San Vincente Blvd. 652-3090.
    - NORTH HOLLYWOOD-5300 Tujunga Ave. 766-3981.
    - SUBCENTERS-PACOIMA--13300 Van Nuys Blvd. 899-0231.
    - TUJUNGA--7747 Foothill Blvd. 352-1417.
    - SOUTH-1522 E. 102 St. 564-6801
    - SUBCENTER--FLORENCE-Firestone-8019 Compton Ave 583-6241.
    - SOUTHEAST - 4920 Avalon Blvd. 231-2161.
    - SOUTHWEST - 3834 S. Western Ave. 731-8541.

## **LEGAL AID**

- The Legal Aid Foundation of Los Angeles at 106 3rd St. (628-9126) provides help in civil matters.
- The ACLU of Southern California is located at 323 W. Fifth St. (MA 6-5156).



## **DRAFT COUNSELING**

- AFSC - 980 N. Fair Oaks, Pasadena 91103 (791-1978)
- Black Community Draft Assistance-7228 S. Broadway, LA 90003 (778-0710)
- Catholic Peace Assn.--911 Malcolm Ave., Westwood 90024 (474-2683)
- Counterdraft-PO Box 74881, LA 90004
- East LA Peace Center-409 N. Soto, LA 90033 (261-2047)
- Episcopal Draft Counseling Center-514 W. Adams Blvd., LA 90004 (748-4662)
- Fellowship for Reconciliation 4356½ Melrose, LA 90029 (666-0145)
- First Unitarian Church-2936 W. Eighth St., LA 90005 (389-1356)
- Free Clinic-115 N. Fairfax, LA 90036 (938-9141)
- L.A. Comm. for Defense of Bill of Rights-(MA 5-2169)
- L.A. Draft Help-1018 S. Hill St., LA (RI 7-5461)
- Myra House-191 N. Sunkist, West Covina (338-9636)
- Northeast Peace Center-5682 York Blvd., LA 90042 (257-2004)
- Peace House-724 Morengo, Pasadena 91103 (449-8228)
- Resistance-507 N. Hoover, LA 90004
- The Resistance-11317 Santa Monica Blvd., Westwood 90024 (478-2374)
- SFVSC-Student Service Center, Admissions and Records Office, San Fernando Valley State College, Northridge (349-1200, ext. 1181)
- UCLA Draft Counseling Center--UCLA Law School, 405 Hilgard Ave., LA 90024 (746-6092)
- USC Counseling Center-Gould Law School, University Park, Student Union Bldg., Rm. 217 (746-6092)
- Valley Peace Center-7105 Hayvenhurst, Van Nuys 91406 (787-6925).  
Tuesday and Wednesday evenings.
- Venice Draft Info Center--73 Market St., Venice 90291 (399-5812)
- War Resisters League-1046 N. Sweetzer, LA 90069 (654-4491)
- Westside Jewish Community Center-5870 W. Olympic Blvd., LA 90046 (938-2531)
- Women Strike for Peace-5899 W. Pico Blvd., LA 90019 (937-0236)

## **PLAY**

### **Beaches**

Los Angeles has 14 miles of beaches extending from north of Pacific Palisades to Cabrillo Beach in San Pedro.

Will Rogers Beach State Park, 15100 Pacific Coast Highway, Pacific Palisades, extends north three miles from the Santa Monica city limits to a point near Topanga Canyon. This beach has a large, popular surfing area.

Venice Beach, 2100 Ocean Front Walk, Venice, extends from the Santa Monica city limits south to Marina Del Rey. Six acres have been developed into a park with picnic areas, shuffleboard courts and the Venice Beach Pavilion. The huge Venice Fishing Pier is located here, and there is an area for surfing.

Isidore B. Dockweiler Beach State Park, 11401 Vista del Mar Ave. extends from Marina del Rey, south of the city of El Segundo. This beach has 700 fire pits and a surfing area.

Cabrillo Beach, 3720 Stephen White Drive, San Pedro, located at the northern end of Los Angeles Harbor, has picnic areas, fire pits and a section for surfing.

Royal Palms Beach, 1799 Paseo del Mar is equipped with picnic areas and fire pits.

## **Parks**

Griffith Park is the largest park and the favorite gathering spot of the local hip community. It's next to the Ventura and State Freeways.

Arroyo Seco Park is located along the Arroyo Seco and has picnic, recreational and bowling-on-the-green facilities. You'll also find the Los Angeles Zoo at 5333 Zoo Drive in the park.

Brand Park and Memory Garden opposite the old Mission San Fernando is a real strange place to go.

Echo Park has the largest artificial lake in Los Angeles. Fishing programs for kids are conducted each summer and electric boats are available for rent.

Hancock Park, located on Wilshire Blvd, between Odgen and Curson, has the LaBrea Tar Pits with prehistoric animal and plant fossils all over the place.

The Exposition Park Rose Garden on Exposition Blvd. is a seven-acre sunken rose garden that smells great.

Founded by Hubert Eaton as "the first step up to heaven," Forest Lawn Memorial Park, overlooking beautiful downtown Glendale has to be the wildest spot around. It is pure L.A. with the largest collection of reproduced statuary in the world. Jean Harlow, Sabu, Clark Gable and other loved ones are tucked away here. You can turn on in front of the Jean Hersholt Memorial, fuck in the Aisle of Benevolence located in the Great Mausoleum, and trip out on a stereo sermon emanating from the giant Mystery of Life sculpture. Far-fucking out!

## **Museums**

There are over fifty free museums in the greater Los Angeles area. We are listing those of special interest.

California Museum of Science and Industry-Exposition Park, 749-0101.

Hollywood Wax Museum-6767 Hollywood Blvd. (near Grauman's Chinese Theater).

Los Angeles County Museum of Art-5905 Wilshire Blvd. in Hancock Park, 937-2590.

## **Music**

Every Sunday there are free music concerts in Griffith Park. **Movies**

U.C.L.A. has a free experimental film series every year. Call them at 825-4321 for a schedule.

## **INFORMATION**

The Switchboard in Los Angeles has a 24-hour-a-day service called the Hot Line. It's located at 4650 Sunset Blvd. (663-1015). Call them for the latest in what's going down in the area. The L.A. Free Press at 7813 Beverly Blvd. 937-1970, is always a good source of information. The Black Panther Party Headquarters can be found at 4115 S. Central Ave., 235-4127, or at 9818 Anzac, in Watts, 567-8027. The Traveler's Aid Society has offices in the Greyhound Bus Terminal and International Airport. They provide all kinds of services and information to lost souls or visitors. Generally

## **FREEBIES**

### **Clothes**

The following spots offer clothes, furniture and other household items at low prices:

Goodwill Industries-235 So. Broadway 228-1748; 5208 Whittier 264-1638

St. Vincent de Paul Society-727 N. Broadway 627-8147; 210 San Fernando Rd. 221-6151

The Volunteers of America maintain a number of thrift stores throughout the area. Try 8609 S. Broadway or call 750-9251 for the store near you.

The Salvation Army also has a chain of stores. The main store is at 801 E. 7th St. 620-1270. They can help you there or let you know where you can shop in your area.

### **Money**

You can sell a pint of blood for \$10.00 at the Red Cross Blood Bank, 1200 S. Vermont (384-5261).

### **Pets**

All sorts of free pets are available at the ASPCA, 5026, W. Jefferson (731-2491).

### **Identification**

Los Angeles has a curfew law but you can get a suitable I.D. with photo for \$3.50 at Twelfth and Hill Streets.

# SAN FRANCISCO



## **fuck san francisco**

### **HOUSING**

The nights are chilly in San Francisco but there are places that offer a free night's lodging. To avoid overcrowding they tend to employ a ticket system. By showing up in the late afternoon, you are generally assured a place to stay that night. The following places work it this way:

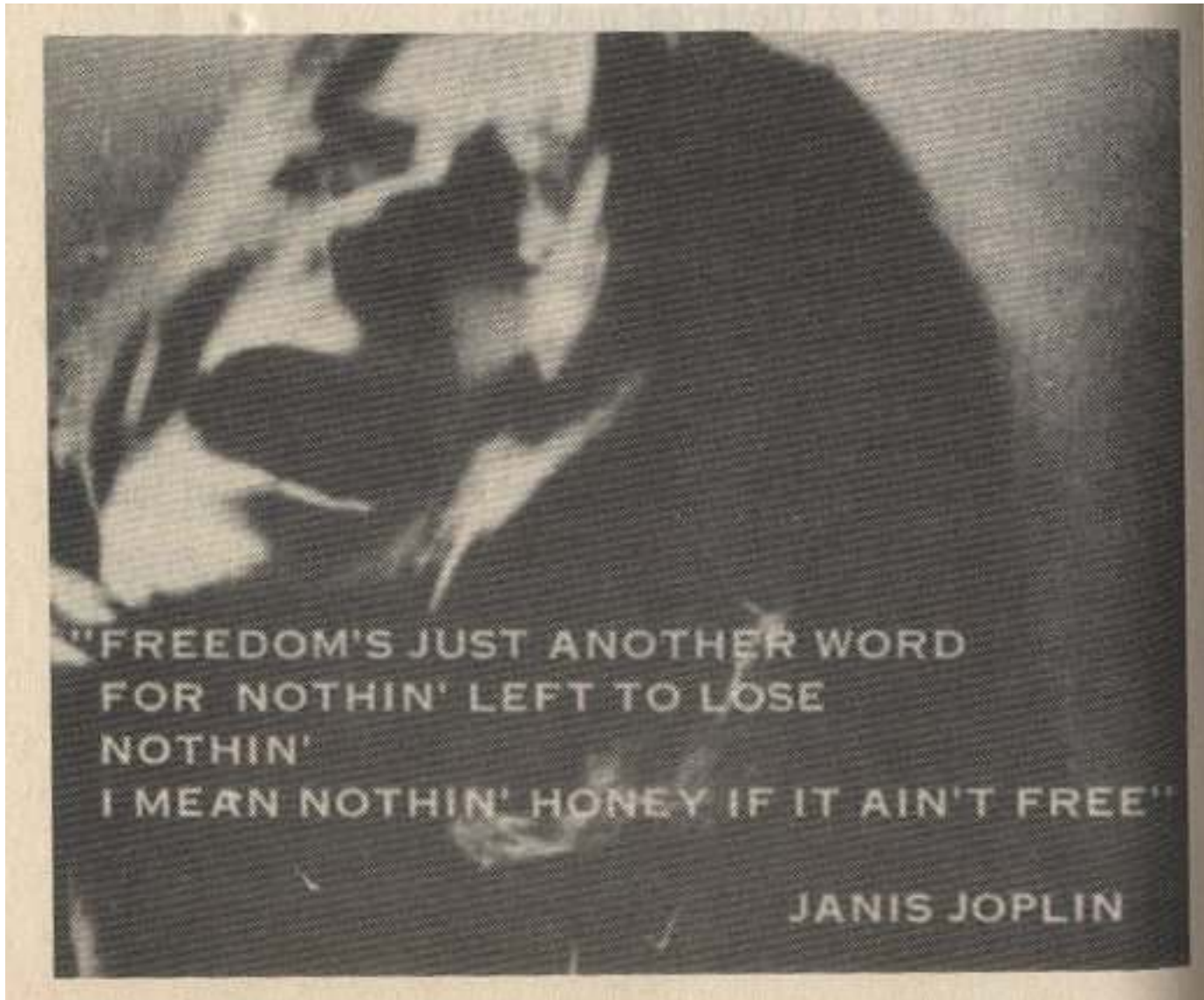
- Brother Juniper's Inn--1736 Haight, tickets on a first-come, first-serve basis.
- Holy Order of Man--937 Fillmore, no tickets.
- Hospitality House--148 Leavenworth, for people under 18, generally filled.
- Pinehurst Emergency Lodge--2685 30th Ave., for unwed mothers and women with children.
- St. Mary's Church--660 California, tickets at 6:00 PM.
- St. Patrick's Church--756 Mission, tickets at 6:00 PM
- St. Vincent De Paul--235 Minna, tickets at 4:00 PM for single men only.
- Salvation Army Harbor Light--290 Fourth St., no tickets.

Traveler's Aid, 38 Mason, 771-0880, will assist in finding temporary shelter. Young runaways will find it cool to try All Saint's Church, 1350 Walker (863-9718) for both room and board. Also Huckleberry's for Runaways, 1347 7th Ave. (731-3921) will provide these and other services such as counseling.

If you're going to settle for a while in San Francisco, you might have difficulty finding an apartment to rent. Try the Federal Housing Information Center, 100 California (556-5900). They maintain a free listing.

The Community Design Center, 215 Haight (863-3718) provides free advice on architectural and design of pads inside and out once you locate a place, speaking, you can find a Traveler's Aid Station in every place that large numbers of travelers can be found.





PDF by Zen